

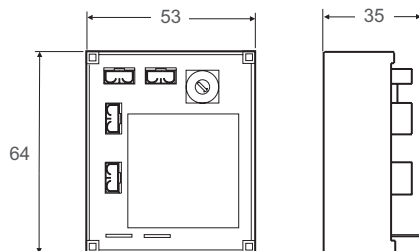
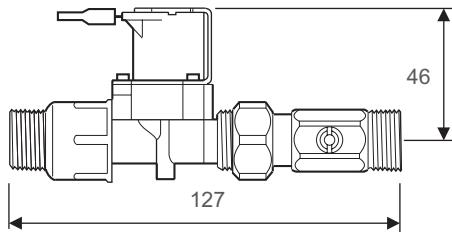
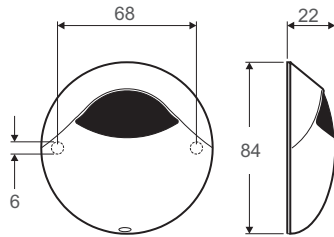
RADA MONO-CONTROL SYSTEM MC122



- WRAS Approved
- Hygiene 'non-touch' automatic urinal flushing
- Wall mounted sensor for 'non-touch' control of a single urinal
- Programmable flush times provides flexibility and greater economy
- Automatic duty flush when building unoccupied
- All elements linked via safe extra low voltage (12 Volts) supply



Dimensions (mm)

**Specify as: Mono-Control System MC122 (1.1495.010)**

Each urinal bowl to be served by one Rada Mono-Control System MC122 wall mounted flushing control. Complete with active infra-red sensor, control module and 1/2" solenoid valve with isolator and filter.

TECHNICAL SPECIFICATION

Installation and Maintenance

Please refer to the appropriate Product Manual.

When the design of today's washrooms require higher levels of hygiene and energy savings, Rada provide the solution.

Rada Mono-Control systems enable precise control of showering, hand washing and urinal flushing systems.

The sensor should be mounted on a flat smooth surface (e.g. centre of a tile) so that the seal on the reverse can prevent water ingress, otherwise a silicone sealant should be used. The sensor back plate is mounted via two fixing points. The cover is then fitted over the back plate and secured with a security screw on the underside of the cover. This conceals the wall fixing screws and prevents unwanted tampering.

The solenoid valve should be accessible for maintenance purposes. Supplied complete with integral isolator and filter.

Approvals

WRAS approved (Water Regulations Advisory Scheme).

CE Approved.

Designed, manufactured and supported in accordance with accredited BS EN ISO 9001:2008 Quality Management Systems and BS EN ISO 14001:2004 Environmental Management Systems.

Operation

When the sensor is activated, if the pre-flush option has been selected, there will be an approximate 2 second delay and 2 second pre-flush.

When there has been 5 seconds of inactivity (when the user has left the area), the flush is activated for the duration selected (3 - 10 seconds, in 1 second intervals).

Materials

Wall Mounted Sensor: Chromium plated durable engineering plastic with shatterproof plastic sensing window.

Solenoid Valve: Body material fibreglass polyimide.

Flush Timing

The system provides an optional pre-flush of 2 seconds if a human body is detected and then initiates a flush cycle after usage. Flush duration can be pre-set, between 3 - 10 seconds in increments of 1 second, by the adjustment of the integral timing dial.

A duty flush is incorporated, every 24 hours after usage.

The Control Module attaches directly onto the solenoid valve.

Pressures

Solenoid valve: 0.2 - 10 bar (20 - 1000 kPa).

Electrical Specification

Protection class: Sensor, electronic module IP65.

Supply voltage: 12V AC + 10% 50/60 HZ, via Rada 302, 308 or 316 transformer (not included).

Power consumption: 6 VA.

Operating ambient temperature range: 5°C - 40°C.

Maximum humidity: 80%.

Wiring from sensor to control module: 2 core PVC covered cable, 3.0 m supplied.

Sensor range: 0 - 550 mm.

Operation Schematic

