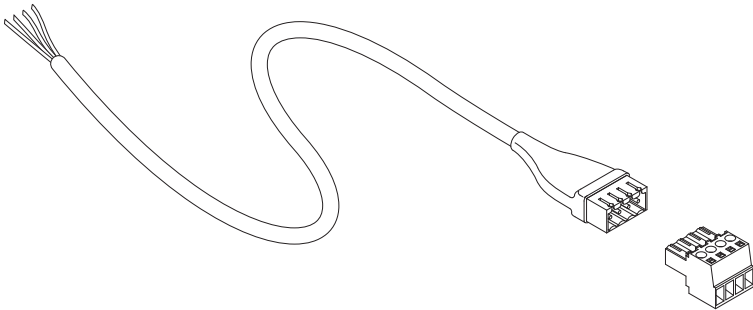




## Rada Outlook RS485 Socket



**PART NO: 1621.116**

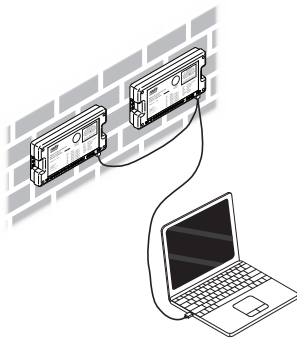
Genuine Rada Accessory

## RS485 Socket

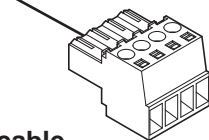
A flexible way of creating a socket for the temporary connection of a PC/Laptop device to a Rada Outlook Sensor Box.

If the system has multiple Sensor Boxes, choose which box is most convenient for connecting to. The Sensor Box can remain powered during RS485 Socket installation, but only connect wires to a disconnected Network (NET) port terminal block.

1. Disconnect the Network (NET) port and add the RS485 Socket wires to the port terminal block. Leave the port disconnected until all wiring connections are complete. See wiring diagram for wire colours and connections.
2. Connect the RS485 - USB Cable to the RS485 Socket port. (The Socket port terminal block does not need to be disconnected.) Trim any excess wires back to the insulation.
3. Reconnect the NET port to the Sensor Box. The USB is now ready for connection to a PC/Laptop device.

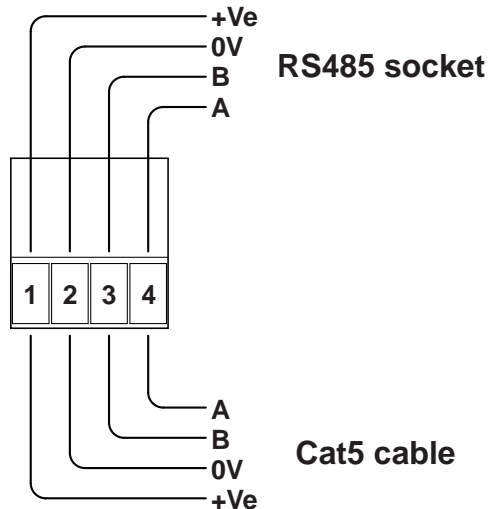
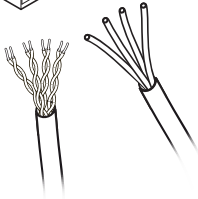


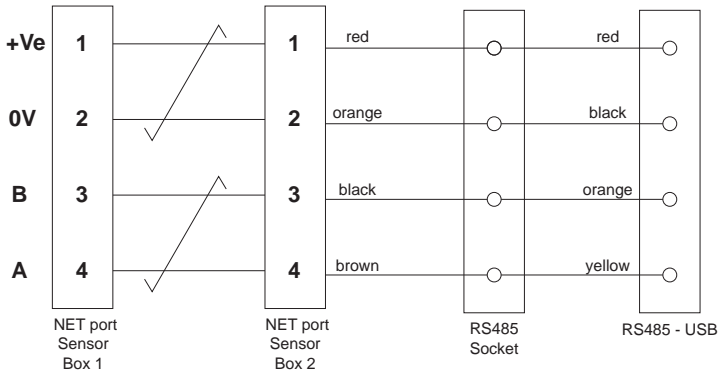
Port Terminal Block



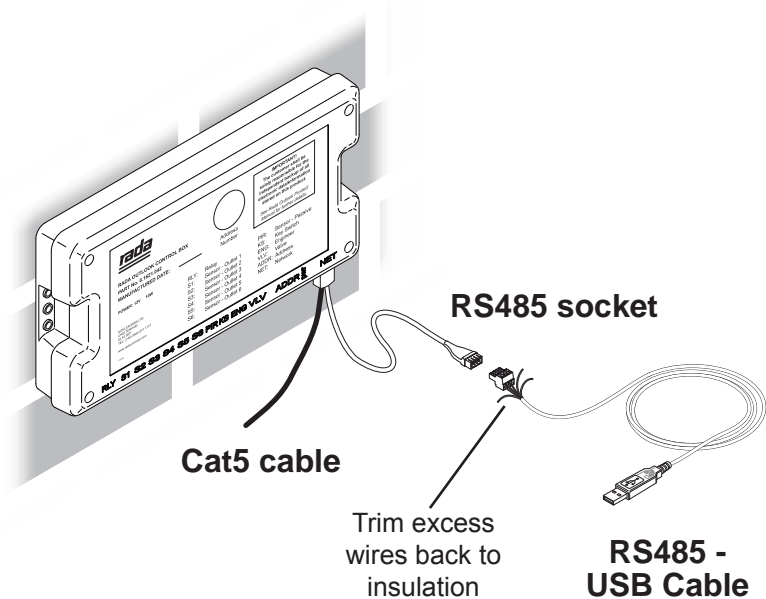
### Cat5 cable

Designate one twisted pair as "A" & "B" connections and one twisted pair as "0V" & "+Ve" connections.





**RS485 Socket  
Wiring Diagram**



**Guarantee**

**Rada Outlook RS485 Socket**

We guarantee these products against any defect in materials or workmanship for the period of **one year** from the date of purchase. For terms and conditions refer to the back cover of this guide.

# CUSTOMER SERVICE

## Guarantee

Your product has the benefit of our manufacturer's guarantee which starts from the date of purchase.

Within the guarantee period we will resolve defects in materials or workmanship, free of charge, by repairing or replacing parts or product as we may choose.

**This guarantee is in addition to your statutory rights and is subject to the following conditions:**

- The product must be installed and maintained in accordance with the instructions given in this guide.
- Servicing must only be undertaken by us or our appointed representative. **Note!** if a service visit is required the product must be fully installed and connected to services.
- Repair under this guarantee does not extend the original expiry date. The guarantee on any replacement parts or product ends at the original expiry date.
- For shower fittings or consumable items we reserve the right to supply replacement parts only.

**This guarantee does not cover:**

- Call out charges for non product faults (such as damage or performance issues arising from incorrect installation, improper use, inappropriate cleaning, lack of maintenance, build up of limescale, frost damage, corrosion, system debris or blocked filters) or where no fault has been found with the product.
- Water or electrical supply, waste and isolation issues.
- Compensation for loss of use of the product or consequential loss of any kind.
- Damage or defects caused if the product is repaired or modified by persons not authorised by us or our appointed representative.
- Routine maintenance or replacement parts to comply with the requirements of the TMV2 or TMV3 healthcare schemes.
- Accidental or wilful damage.
- Products purchased ex-showroom display.

## What to do if something goes wrong

If your product does not function correctly when you first use it, contact your installer to check that it is installed and commissioned in accordance with the instructions in this guide.

If this does not resolve the issue, contact our Customer Services Team who will offer you or your installer help and advice.

If the performance of your product declines, check in this guide to see if simple home maintenance is required. If you require further assistance call our Customer Services Team.

## Technical Helpdesk Service

Our Customer Services Team is comprehensively trained and can offer help and advice, spare parts, accessories or a service visit.

We will need you to have your model name or number, power rating (if applicable) and date of purchase.

As part of our quality and training programme calls may be recorded or monitored.

## Rada Website ([www.radacontrols.com](http://www.radacontrols.com))

From our website you can view our full product catalogue or download a brochure.

## Spares and Accessories

We maintain extensive stocks of genuine spares and accessories and aim to provide support throughout the product's expected life.

Payment can be made by phone at time of order using most major Credit or Debit cards and we aim to despatch orders within two working days.

Items purchased from us are guaranteed for 12 months from date of purchase.

For safety reasons spares exposed to mains voltages should only be fitted by competent persons.

**Returns** – items can be returned within one month of date of purchase, providing that they are in good condition and the packaging is unopened. If you wish to return any items please notify us in writing with seven days of receipt.

## Service / Repairs

Our nationwide team of Service Technicians can carry out all service or repair work to your product within the guarantee period and beyond.

You have the assurance of a fully trained Technician, genuine Rada spare parts and a 12 month guarantee on any chargeable work done.

## Service Contracts

A regular service visit ensures your product continues to perform at the peak of performance. We offer annual or biannual servicing carried out by our fully trained technicians subject to site survey.

## To Contact Us - Customer Service and Specification Enquiries UK

Telephone: 0844 571 1777

E-mail: [rada\\_technical@mirashowers.com](mailto:rada_technical@mirashowers.com)

Fax: 0844 472 3076

By Post: Rada Controls, Cromwell Road, Cheltenham, Gloucestershire, GL52 5EP

Rada is a registered trade mark of  
Kohler Mira Limited.

The company reserves the right to alter  
product specifications without notice.



FM 14648

