

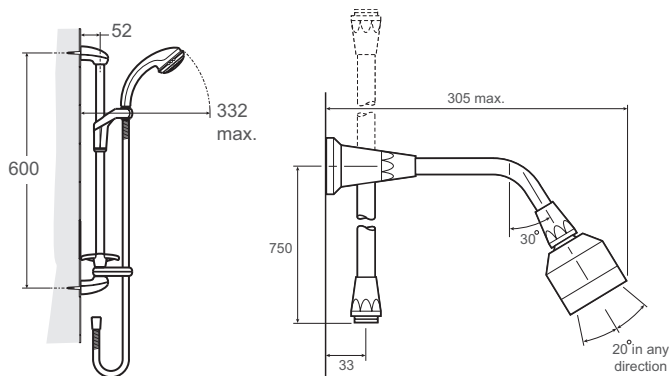
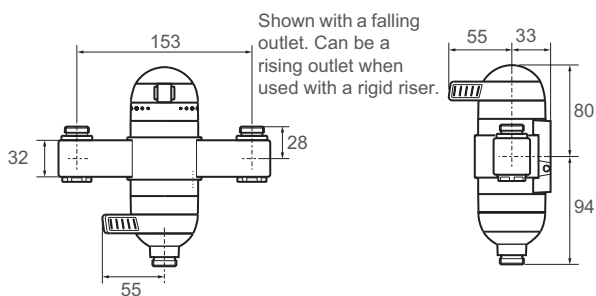
RADA EXACT-3 THERMOSTATIC MIXING VALVE



- Buildcert TMV3 Scheme Approved
- WRAS Approved
- Service friendly - supplied with integral strainers and easy change plug-in cartridge
- Surface mounted
- Easy to install
- Connection to 15 mm compression or 1/2" BSP fittings
- Reversed inlet connections supported
- Adjustable elbows to allow top, bottom or rear entry pipework



Dimensions (mm)



Rada er-s 310 fittings

Specify as: Rada Exact-3 (1.0.408.01.3)

1/2" exposed thermostatic shower control, incorporating Radatherm service-free cartridge. Pre-set maximum temperature stop. This product can also be used with a rising outlet when fixed to Rada er-s 310 kit, or VR145 and Rada Riser.

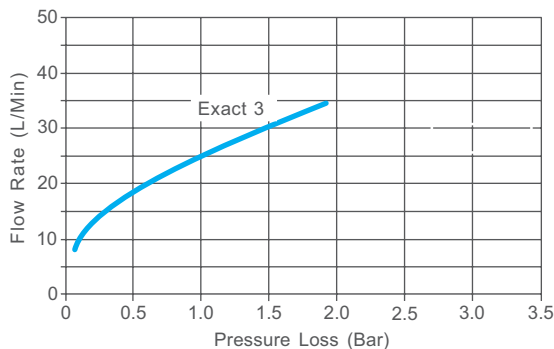
Specify as: Rada Exact-3 ev (1.0.409.48.1)

As above, only supplied with Mira Response exposed variable shower fittings.

Flow Diagram

Hydraulic restriction: Flow rate/Pressure loss graph

(shower control only, equal dynamics supply pressures, unrestricted outlet and blend temperature setting.)



Kohler Mira Limited  
Cromwell Road  
Cheltenham  
Gloucestershire  
GL52 5EP

Specification Enquiries  
Tel: 0844 571 1777  
Fax: 0844 472 3076  
Email: rada\_technical@mirashowers.com  
www.radacontrols.com



TECHNICAL SPECIFICATION

**Installation and Maintenance**

Please refer to the appropriate Product Manual.

The Rada Exact-3 is designed for fixing on a vertical wall surface using exposed pipework.

Incorporates the patented "Radatherm" cartridge, a unique sealed-for-life unit, utilising materials of proven durability for extended service-free reliability.

The shower control inlets contain check valves and filters and are both housed within readily accessible cartridges for easy maintenance.

**Connections**

Inlets: 15 mm compression/1/2" BSP male fitting connections to accept rising, falling or back inlet supplies.

Outlet: 15 mm compression/1/2" BSP external union.

Standard connections are **hot-left, cold-right, outlet-bottom** when facing the control.

**Note!** Should the inlet supplies be reversed then the shower control will not be able to control temperature. This can be corrected by reversing the position of the Radatherm cartridge within the control body.

**Approvals**

Buildcert TMV3 Thermostatic Mixing Valve Scheme approved:

HP-S - High Pressure Shower

LP-S - Low Pressure Shower

Certificate No: ETC/14/0597.

Complies with the technical requirements of BS7942 for the same designations.

Designed to comply with European Standards EN1111 and EN1287.

WRAS approved (Water Regulations Advisory Scheme).

Designed, manufactured and supported in accordance with accredited

BS EN ISO 9001:2008 Quality Management Systems and

BS EN ISO 14001:2004 Environmental Management Systems.

**Operation**

The top lever controls the temperature, whilst the bottom lever controls the flow.

The temperature controls allow the user to select the required temperature within the range available. An integral temperature stop limits the maximum temperature to a preset level and can only be reset by an authorised person (alternatively, the temperature lever can be locked in position after the desired temperature has been selected).

**Materials**

Body: DZR brass and chrome plated.

Temperature and Flow Control Knobs: Zinc alloy and chrome plated.

Lever Controls and Trims: Engineering plastic.

**Temperature Range**

The maximum temperature that can be selected is set at approximately 43°C when despatched, but this can be reset on site as required.

Minimum temperature differential, blend to either supply is 12°C.

Optimum thermostatic control range: 35°C - 45°C.

Minimum cold water temperature: 1°C.

Maximum hot water temperature: 85°C.

**Note!** The mixing valve can accept temporary temperature excursions above 85°C without damage, however operation of the mixing valve at such elevated supply temperatures is not recommended. For reasons of general safety, hot water storage temperatures should be maintained at between 60°C - 65°C where serving ablutionary applications.

**Pressures/Flow Rates**

Minimum flow rate: 3 l/min at mid-blend and equal supply pressures.

Maximum flow rate: 35 l/min at mid-blend (which equates to a maximum pressure loss of 1.9 bar).

Maximum pressure loss ratio\*: should not exceed 10:1 in favour of either supply during flow.

Minimum dynamic supply pressure: 0.15 bar.

Maximum dynamic supply pressure: 5 bar.

Maximum static pressure: 10.0 bar

**Note!** Both hot and cold pressure should be nominally equal

*\* Pressure loss ratio is determined by subtracting the resistance to flow of the outlet pipework and outlet fittings (generally known as the 'back pressure', and measured at the outlet of the mixing valve) from the dynamic pressures of the hot and cold water at the inlets of the mixing valve. This is at its extreme when the mixing valve is being used at its lowest flow rate and when the maximum inequality occurs in the pressure of the hot and cold water supplies.*

**Weight**

Product	Gross Weight (Kgs)	Total Packaged Weight (Kgs)
Rada Exact-3	2.510	2.754
Rada Exact-3 ev	4.300	4.779