

COMMERCIAL SHOWERING & WASHROOM CONTROLS

PRODUCT SELECTOR



rada

YOUR GUIDE TO THE UK's WIDEST RANGE OF SHOWERING, WASHROOM CONTROLS, FITTINGS AND SYSTEMS DESIGNED FOR COMMERCIAL APPLICATIONS.

Water control technology for
healthcare, education, sports/leisure,
secure, washrooms, multi residential
and commercial specifications.



Technical Support: 0844 571 1777

Fax: 0844 472 3076

Email: rada_technical@mirashowers.com

CONTENTS



Digital Washroom Controls	6 - 21
Individual Showering	22 - 43
Group Showering	44 - 59
Hand Washing	60 - 83
Electronic Washroom Controls	84 - 105
Bathing	106 - 111
Shower Fittings	112 - 133
Emergency Showering	134 - 143
Accessories	144 - 151
Service	152
Availability	153

GETTING THE MOST FROM YOUR SELECTOR

A STEP-BY-STEP GUIDE TO THE RADA PRODUCT RANGE

Our intuitive guide is designed to aid the selection of appropriate washroom controls. Grouped by application and colour-coded for ease of use, each product is presented with relevant information, best practice applications, key features and benefits, approvals and plumbing schematics when relevant.

Digital Washroom Controls	Individual Showering	Group Showering
Hand Washing	Electronic Washroom Controls	Bathing
Shower Fittings	Emergency Showering	Accessories

PRODUCT GUIDE INCLUDES

- **Product Description and Features**
- **Complementary products**
Where applicable typical options are identified - but the list is not exhaustive
- **Dimensions** (mm)
- **Installation Schematics**
Showing typical plumbing installations
- **Web Link**
Web links are provided where further information can be downloaded

PRODUCT INFORMATION

KEY

Each product page contains icons denoting relevant product characteristics, approvals and sectors in which they are most suited. Please note that Sector icons are meant as a guide only and suitability may vary for different applications.



HEALTHCARE



EDUCATION



SPORTS/LEISURE



SECURE















WASHROOM



MULTI-RESIDENTIAL

COMPATIBILITY AND ASSURANCE

KEY		KEY	
	Buildcert approved to NHS DO8 specification Healthcare Standard		Suitable for High Pressure (above 1 bar) 
	Buildcert approved to BS EN 1111 & 1287 Domestic Standard		Suitable for Low Pressure (below 1 bar) 
	Third Party Certification, demonstrating compliance to UK Water Regulations		Legionella Management - indicates features to aid legionella control (HSE ACOP L8) 
	Third Party Certification, demonstrating compliance to UK Water Regulations		Product designed to reduce water consumption 



RADA DIGITAL WASHROOM CONTROLS

Rada has pioneered washroom and water flow control solutions since launching the very first thermostatic mixing valve in the 1930s.

Today the company offers a new world of intelligent control based on the very latest digital technology and this makes many advanced features possible such as non-touch activation and temperature adjustment, plus the ability to specify a fixed blended temperature. Thermal disinfection and automatic duty flushing which assist in the control of Legionella bacteria also help ensure the highest standards of washroom hygiene. These digital solutions are for handwashing, showering, bathing or bidet use and offer an alternative to mechanical blending shown in other sections.

CONTENTS

8	Rada ACU-T3 with spout (190mm)	18	Rada Sense Networking Pack A (UK)
8	Rada ACU-T3 with spout (225mm)	18	Rada Sense Networking Pack B (UK)
9	Rada Sense - Washbasin T3	18	Rada Universal Configuration Tool
10	Rada Sense - Washbasin Kit T3	19	Rada Outlook
11	Rada Sense - Shower T3	20	Rada Outlook RS485 Converter & Configuration Tool Software
12	Rada Sense - Shower Kit T3	20	Rada Outlook IR Sensor
13	Rada Sense - Dual Shower T3	21	Rada Outlook Piezo Hand Sensor
14	Rada Sense - Bath/Shower T3	21	Rada Outlook Panel Mounted IR Spout
15	Rada Sense - Bath T3		
16	Rada Sense - Bath Kit T3		
17	Rada Sense - Bidet Kit T3		



T-logic™ Digital Intelligence

Allows the user to operate, communicate and exchange information with the digital mixing valve to deliver the ultimate in safety, hygiene and control.



RADA ACU T3 DIGITAL HAND WASHING



T-logic™ Digital Intelligence

PRODUCT INFORMATION

PRODUCT CODE

Rada Acu-T3 DMV with 190mm spout

1.1664.001

Rada Acu-T3 DMV with 225mm spout

1.1664.002

TMV 3
Scheme

HP

L

WRAS



WEB LINK

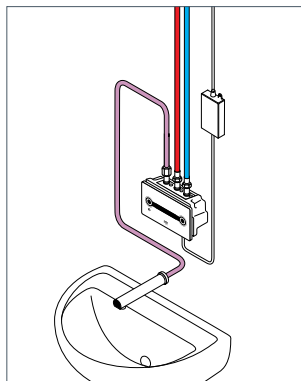
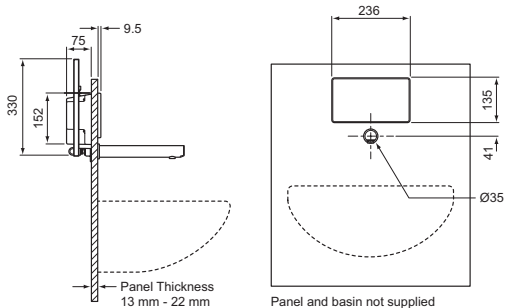
www.radacontrols.com/acu

PRODUCT DESCRIPTION

Concealed digital mixing valve for healthcare washbasins, offering non-touch control, programmable maximum, minimum and default temperatures, duty flush and thermal disinfection with temperature logging and data logging capabilities.

- Buildcert TMV3 Scheme Approved
- Non-touch ON/OFF spout activation or timed flow control and temperature adjustment
- Programmable flow times and temperatures, 3 optional pre-programmed modes
- Programmable 'duty flushing'; secure thermal disinfection with datalogging
- Valve access behind interface – no need to remove panel
- No surface temperature risks
- Easy to clean
- Connections: 15mm compression/ flat faced union

DIMENSIONS (mm) AND INSTALLATION



Dimensions shown are the finished product dimensions and should not be used as a guide for cutting panels.

RADA SENSE WASHBASIN T3



T-logic™ Digital Intelligence

PRODUCT INFORMATION

PRODUCT CODE

Rada Sense - Washbasin T3 - **1.1503.678**

TMV 3 Scheme	HP	LP
L		WRAS

WEB LINK

www.radacontrols.com/radasensewb

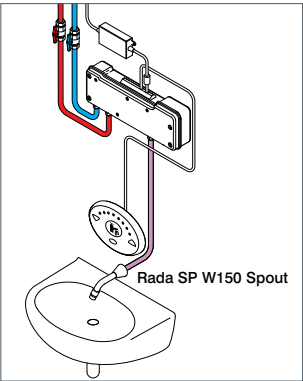
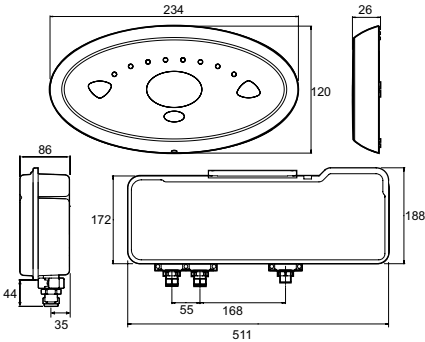
COMPLEMENTARY PRODUCTS	PAGE
Rada SP WD100 - Spout	81
Rada SP WD110 - Spout	81
Rada SP W150 - Spout	82
Rada SP W190 - Spout	82
Rada SP W150X - Spout	83

PRODUCT DESCRIPTION

Concealed digital mixing valve for washbasin, offering non-touch control, programmable maximum, minimum and default temperatures, duty flush and thermal disinfection with datalogging capabilities. Requires separate spout, see complementary products.

- Buildcert TMV3 Scheme Approved
- Non-touch ON/OFF interface activation and temperature control
- Remotely located valve (up to 3m)
- Programmable flow times and temperatures (laptop configuration tool required to change factory settings)
- No surface temperature risks
- Programmable 'duty flushing'; secure thermal disinfection with datalogging
- Connections: ½" BSP male

DIMENSIONS (mm) AND INSTALLATION



RADA SENSE WASHBASIN KIT T3



PRODUCT INFORMATION

PRODUCT CODE

Rada Sense - Washbasin Kit T3 - **1.1503.702**

TMV 3 Scheme	HP	LP
L		WRAS

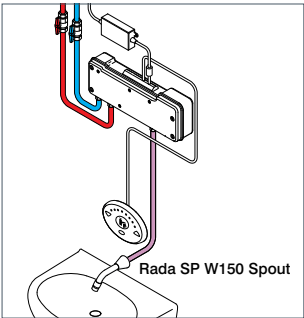
WEB LINK

www.radacontrols.com/radasensewbk

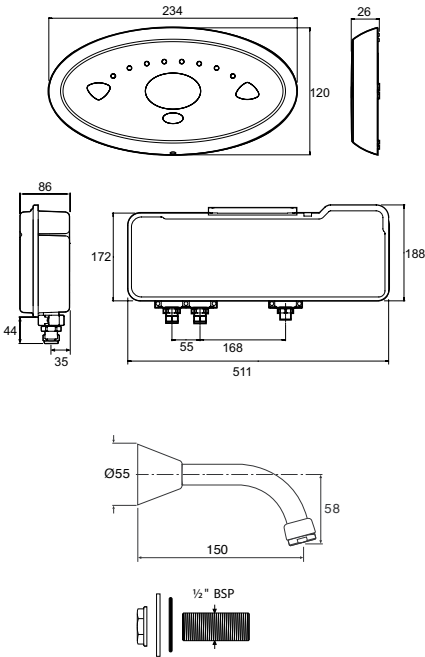
PRODUCT DESCRIPTION

Concealed digital mixing valve for washbasin, offering non-touch control, programmable maximum, minimum and default temperatures, duty flush and thermal disinfection with datalogging capabilities. Supplied with a 5 l/min flow regulator. Complete with wall mounted spout with 150mm throw (Rada SP W150).

- Buildcert TMV3 Scheme Approved
- Non-touch ON/OFF interface activation and temperature control
- Remotely located valve (up to 3m)
- Programmable flow times and temperatures (laptop configuration tool required to change factory settings)
- No surface temperature risks
- Programmable 'duty flushing'; secure thermal disinfection with datalogging
- Connections: ½" BSP male



DIMENSIONS (mm) AND INSTALLATION



RADA SENSE SHOWER T3



PRODUCT INFORMATION

PRODUCT CODE

Rada Sense - Shower T3 - **1.1503.682**

TMV 3 Scheme	HP	LP
L	Water Drop Icon	WRAS

WEB LINK

www.radacontrols.com/radasenses

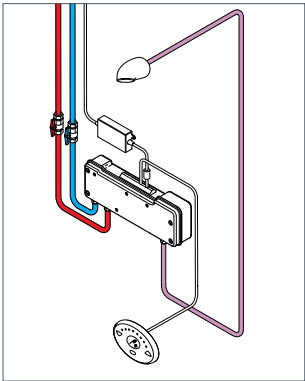
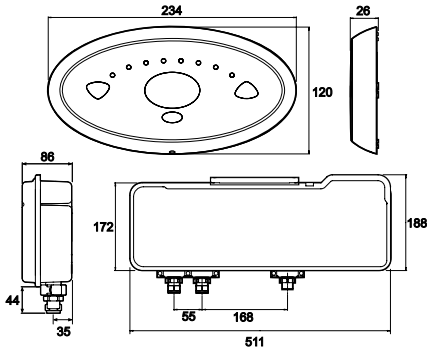
COMPLEMENTARY PRODUCTS	PAGE
Rada VR105 - Showerhead	120
Rada bsr-s 300 - Showerhead	130
Rada EV Shower Fittings	114
Rada EV Heavy Duty Shower Fittings	115
Rada RAC Accessory - Connector Elbow	146

PRODUCT DESCRIPTION

Concealed digital mixing valve for shower, offering non-touch control, programmable maximum, minimum and default temperatures, duty flush and thermal disinfection with datalogging capabilities. Requires separate shower fittings, see complementary products.

- Buildcert TMV3 Scheme Approved
- Non-touch ON/OFF interface activation and temperature control
- Remotely located valve (up to 3m)
- Programmable flow times and temperatures (laptop configuration tool required to change factory settings)
- No surface temperature risks
- Programmable 'duty flushing'; secure thermal disinfection with datalogging
- Connections: ½" BSP male

DIMENSIONS (mm) AND INSTALLATION



RADA SENSE SHOWER KIT T3



T-logic™ Digital Intelligence

PRODUCT INFORMATION

PRODUCT CODE

Rada Sense - Shower Kit T3 - **1.1503.706**

TMV 3 Scheme	HP	LP
L		WRAS

WEB LINK

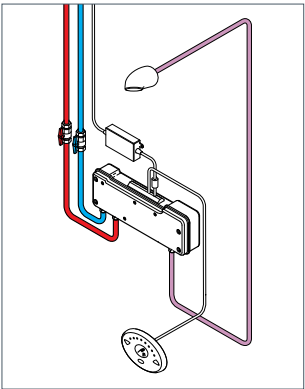
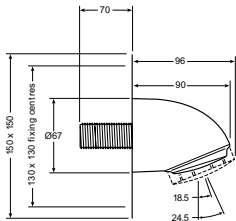
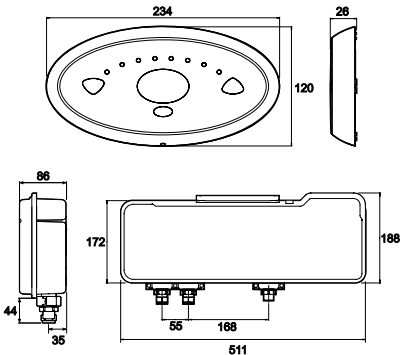
www.radacontrols.com/radasensesk

PRODUCT DESCRIPTION

Concealed digital mixing valve for shower, offering non-touch control, programmable maximum, minimum and default temperatures, duty flush and thermal disinfection with datalogging capabilities. Complete with vandal resistant shower fitting for connection to concealed pipework supplied with 9 l/min flow regulator (Rada VR105).

- Buildcert TMV3 Scheme Approved
- Non-touch ON/OFF interface activation and temperature control
- Remotely located valve (up to 3m)
- Programmable flow times and temperatures (laptop configuration tool required to change factory settings)
- No surface temperature risks
- Programmable 'duty flushing'; secure thermal disinfection with datalogging
- Connections: ½" BSP male

DIMENSIONS (mm) AND INSTALLATION





RADA SENSE DUAL SHOWER T3



T-logic™ Digital Intelligence

PRODUCT INFORMATION

PRODUCT CODE

Rada Sense - Dual Shower T3 - **1.1653.030**

TMV 3 Scheme	HP	LP
L	Water Drop	WRAS

WEB LINK

www.radacontrols.com/radasensedual

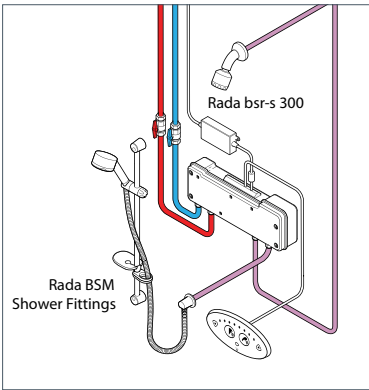
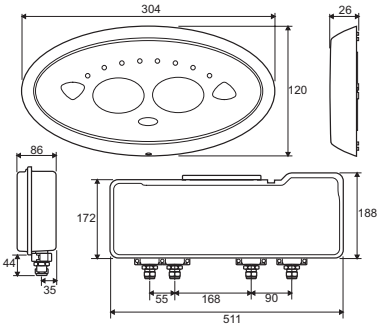
COMPLEMENTARY PRODUCTS	PAGE
Rada VR2-RS - Showerhead	117
Rada bsr-s 300 - Showerhead	130
Rada Autotherm-3 EV CAT5 - Shower Fittings	132
Rada BSM Shower fittings	133

PRODUCT DESCRIPTION

Concealed digital mixing valve for shower, offering non-touch control, programmable maximum, minimum and default temperatures, duty flush and thermal disinfection with datalogging capabilities. Requires separate shower fittings, see complementary products.

- Buildcert TMV3 Scheme Approved
- Flexible showering with fixed and variable outlet options
- Non-touch ON/OFF interface activation and temperature control
- Remotely located valve (up to 3m)
- Programmable flow times and temperatures (laptop configuration tool required to change factory settings)
- No surface temperature risks
- Programmable 'duty flushing'; secure thermal disinfection with datalogging
- Connections: (Inlet) ¾" BSP male; (Outlet) ½" BSP male

DIMENSIONS (mm) AND INSTALLATION





RADA SENSE BATH/SHOWER T3



T-Logic™ Digital Intelligence

PRODUCT INFORMATION

PRODUCT CODE

Rada Sense - Bath/Shower T3 - **1.1503.690**

TMV 3 Scheme	HP	LP
L		WRAS

WEB LINK

www.radacontrols.com/radasensebsm

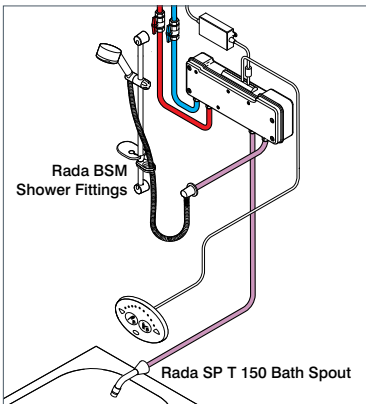
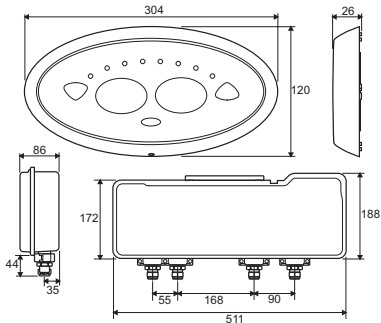
COMPLEMENTARY PRODUCTS	PAGE
Rada bsr-s 300 - Showerhead	130
Rada Autotherm-3 EV CAT5 - Shower Fittings	132
Rada BSM Shower Fittings	133
Rada SP T150 - Bath Spout	110

PRODUCT DESCRIPTION

Concealed digital mixing valve for bath/shower, offering non-touch control, programmable maximum, minimum and default temperatures, duty flush and thermal disinfection with datalogging capabilities. Requires spout and shower fittings, see complementary products.

- Buildcert TMV3 Scheme Approved
- Non-touch ON/OFF interface activation and temperature control
- Remotely located valve (up to 3m)
- Programmable flow times and temperatures (laptop configuration tool required to change factory settings)
- No surface temperature risks
- Programmable 'duty flushing'; secure thermal disinfection with datalogging
- Connections: (Inlet) ¾" BSP male; (Outlet) ¾" BSP male / ½" BSP male (Shower)

DIMENSIONS (mm) AND INSTALLATION





RADA SENSE BATH T3



PRODUCT INFORMATION

PRODUCT CODE

Rada Sense - Bath T3 - **1.1503.698**

TMV 3 Scheme	HP	LP
L	Water Drop	WRAS

WEB LINK

www.radacontrols.com/radasenseb

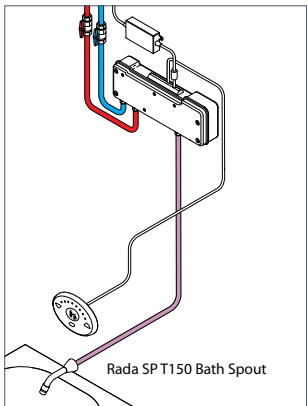
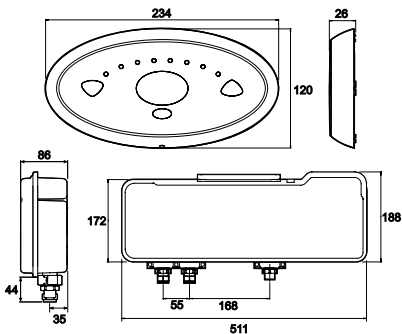
COMPLEMENTARY PRODUCTS	PAGE
Rada SP T150 - Bath Spout	110
Rada SP T225 - Bath Spout	110

PRODUCT DESCRIPTION

Concealed digital mixing valve for bath, offering non-touch control, programmable maximum, minimum and default temperatures, duty flush and thermal disinfection with datalogging capabilities. Requires separate spout, see complementary products.

- Buildcert TMV3 Scheme Approved
- Non-touch ON/OFF interface activation and temperature control
- Remotely located valve (up to 3m)
- Programmable flow times and temperatures (laptop configuration tool required to change factory settings)
- No surface temperature risks
- Programmable 'duty flushing'; secure thermal disinfection with datalogging
- Connections: 3/4" BSP male
- Ideal for birthing pool application

DIMENSIONS (mm) AND INSTALLATION



RADA SENSE BATH KIT T3



PRODUCT INFORMATION

PRODUCT CODE

Rada Sense - Bath Kit T3 - **1.1503.722**

TMV 3 Scheme	HP	LP
L		WRAS

WEB LINK

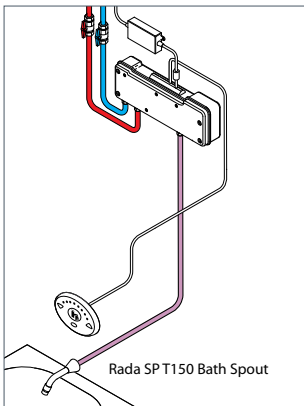
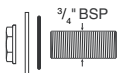
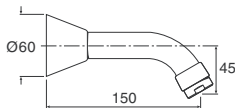
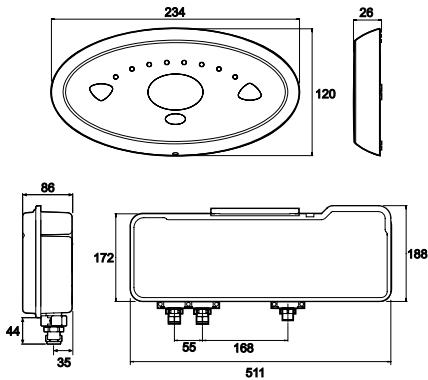
www.radacontrols.com/radasensebk

PRODUCT DESCRIPTION

Concealed digital mixing valve for bath, offering non-touch control, programmable maximum, minimum and default temperatures, duty flush and thermal disinfection with datalogging capabilities. Complete with wall mounted bath spout with 150mm throw (Rada SP T150).

- Buildcert TMV3 Scheme Approved
- Non-touch ON/OFF interface activation and temperature control
- Remotely located valve (up to 3m)
- Programmable flow times and temperatures (laptop configuration tool required to change factory settings)
- No surface temperature risks
- Programmable 'duty flushing'; secure thermal disinfection with datalogging
- Connections: 3/4" BSP male

DIMENSIONS (mm) AND INSTALLATION





RADA SENSE BIDET KIT T3



T-logic™ Digital Intelligence

PRODUCT INFORMATION

PRODUCT CODE

Rada Sense - Bidet Kit T3 - **1.1503.718**

Rada Sense - Bidet - **1.1503.694**

Rada SP Bidet Spout
(if ordered separately) - **1.1503.736**

TMV 3
Scheme

HP

LP

L

WRAS

WEB LINK

www.radacontrols.com/radasensebidetk

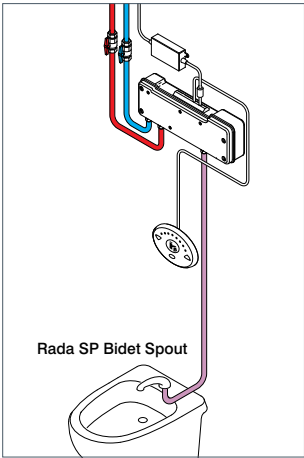
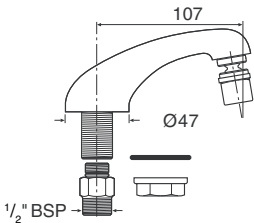
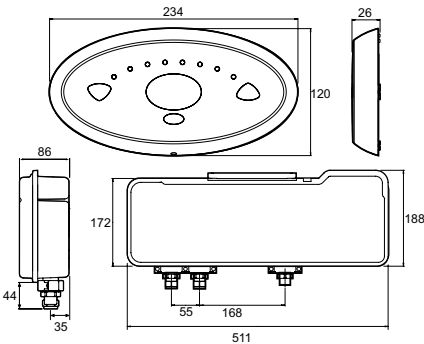
www.radacontrols.com/radasensebidet

PRODUCT DESCRIPTION

Concealed digital mixing valve for bidet, offering non-touch control, programmable maximum, minimum and default temperatures, duty flush and thermal disinfection with datalogging capabilities. Supplied complete with deck mounted bidet spout for 'over the rim' delivery. Available without spout: Rada Sense - Bidet T3.

- Buildcert TMV3 Scheme Approved
- Non-touch ON/OFF interface activation and temperature control
- Remotely located valve (up to 3m)
- Programmable flow times and temperatures (laptop configuration tool required to change factory settings)
- No surface temperature risks
- Programmable 'duty flushing'; secure thermal disinfection with datalogging
- Connections: 1/2" BSP male

DIMENSIONS (mm) AND INSTALLATION



RADA SENSE NETWORKING PACK A (UK)



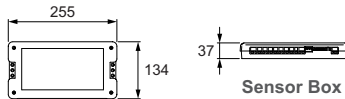
PRODUCT INFORMATION

PRODUCT CODE


Rada Sense Networking Pack A (UK) -
1.1621.216

PRODUCT DESCRIPTION

For Rada Sense products manufactured after July 2014 which are 'network-ready'. Sensor Box; 2 cables (valve-to-box, interface-to-box).



RADA SENSE NETWORKING PACK B (UK)



PRODUCT INFORMATION

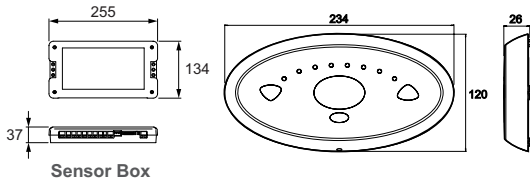
PRODUCT CODES

Rada Sense Networking Pack B (UK) -
1.1653.200 Basin
1.1653.202 Shower
1.1653.203 Shower/Shower
1.1653.204 BSM

PRODUCT DESCRIPTION

For Rada Sense products manufactured before July 2014 which are not 'network-ready'. Available in four options dependant on Sense variant. Sensor Box; Replacement Interface and Valve PCBA; 2 cables (valve-to-box, interface-to-box).

DIMENSIONS (mm)



RADA UNIVERSAL CONFIGURATION TOOL



PRODUCT INFORMATION

PRODUCT CODE

Rada Universal Configuration Tool -
1.1621.202

PRODUCT DESCRIPTION

Rada RS485 - USB cable & Rada Modus Universal Configuration Tool. Only one Universal Configuration Tool is required per site.



RADA OUTLOOK



T-logic™ Digital Intelligence

PRODUCT INFORMATION

PRODUCT CODE

Rada Outlook - **1.1621.099**

WRAS	HP	LP
L	Water Drop	

WEB LINK

www.radacontrols.com/radaoutlook

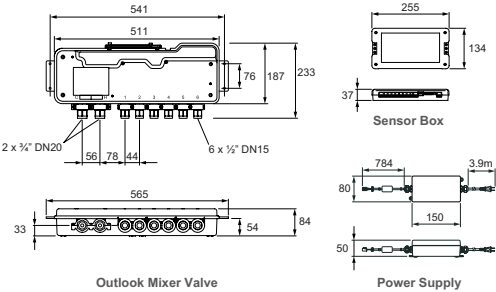
COMPLEMENTARY PRODUCTS	PAGE
Rada Outlook Outlet By-Pass Adaptor	147
Rada Outlook RS485 Socket	147
Rada Relay Box	98
Rada Isolating Key Switch	96

PRODUCT DESCRIPTION

Concealed digital thermostatic mixing valve and sensor box for hand washing and/or showering, offering programmable maximum, minimum and default temperatures, duty flush and supervised thermal disinfection with data-logging capabilities. Supplied complete with power supply, check valves and strainers.

- Cost effectively and flexibly manage your water systems whilst complying with legislative requirements
- Rada Outlook is a six outlet digital thermostatic mixing valve, with programmable timed flow for hand washing and showering applications by touch or non-touch sensors, or non-touch spouts
- Automatically performs duty flush at intervals specific for your installation
- Records automatic duty flush and supervised thermal disinfection data for legislative compliance
- Easily program Rada Outlook using Windows based configuration tool, for easy access and download of data
- Integrate auxiliary products such as a fan, pump or PIR occupancy sensor to Outlook system and program specifically to your own application
- Connect multiple Rada Outlook units together to a Building Management System (up to 31 on each MODBUS network)

DIMENSIONS (mm) AND INSTALLATION



Operational Schematic

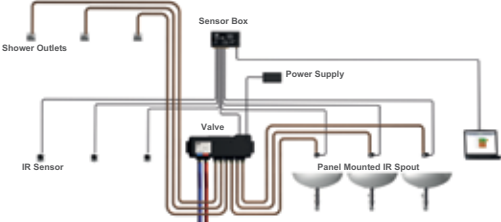


Illustration shows a basic 6 outlet set-up for Rada Outlook, consisting of three showers and three wash basins

RADA OUTLOOK RS485 CONVERTER AND CONFIGURATION TOOL SOFTWARE



PRODUCT INFORMATION

PRODUCT CODE

Rada Outlook RS485 Converter and Software - **1.1621.117**

WEB LINK

www.radacontrols.com/radaoutlook

PRODUCT DESCRIPTION

Easy to program configuration of outlet settings, duty flush and thermal disinfection.

Access to usage information, RS485 cable to connect the Sensor Box to a laptop/PC to enable setup.

RADA OUTLOOK IR SENSOR



PRODUCT INFORMATION

PRODUCT CODE

Rada Outlook IR Sensor - **1.1621.112**

WEB LINK

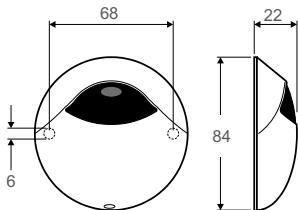
www.radacontrols.com/radaoutlook

PRODUCT DESCRIPTION

Wall mounted 'non-touch' flow control. Complete with concealed active infra red sensor and 6m cable.

The sensor should be mounted on a flat smooth surface (e.g. centre of a tile) to prevent water ingress. The sensor is mounted via 2 fixing points, the cover conceals the wall fixings and is fitted with a security screw to prevent unwanted tampering.

DIMENSIONS (mm)



RADA OUTLOOK PIEZO HAND SENSOR



PRODUCT INFORMATION

PRODUCT CODE

Rada Outlook Piezo Hand Sensor - **1.1621.085**

WEB LINK

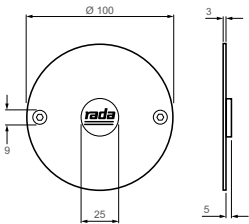
www.radacontrols.com/radaoutlook

PRODUCT DESCRIPTION

Wall mounted Piezo 'touch' flow control sensor with 3m cable.

The sensor should be mounted on a flat smooth surface (e.g. centre of a tile) to prevent water ingress. The sensor is mounted via 2 fixing points on the metal plate.

DIMENSIONS (mm)



RADA OUTLOOK PANEL MOUNTED IR SPOUT



PRODUCT INFORMATION

PRODUCT CODE

Rada Outlook Panel Mounted IR Spout
150mm - **1.1621.136**
190mm - **1.1621.132**
225mm - **1.1621.137**

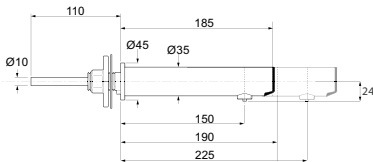
WEB LINK

www.radacontrols.com/radaoutlook

PRODUCT DESCRIPTION

Non-touch infra-red sensor spout in 150mm, 190 mm or 225mm lengths.

DIMENSIONS (mm)





RADA INDIVIDUAL SHOWERING

Rada's practical and flexible thermostatic mixing valve range offers exposed and built-in options to suit many different applications.

Single sequential or dual control lever versions are available and can be paired with various fixed showerheads or adjustable kits to create bespoke solutions that satisfy individual requirements. Pre-plumbed ready-to-connect shower panels can also be supplied. These feature such options as fixed or adjustable temperature, mechanical or electronic timed flow control, vandal resistant showerheads and flexible hose and slide rail combinations. Many also include TMV3-approved valves, making them especially well-suited to use by the young, elderly or infirm.

CONTENTS

24	Rada V12	35	Rada Meynell V8/3 BL
25	Rada V12 Concealed	36	Rada Exact-3
26	Rada V12 130	37	Rada Exact-3 EV
27	Rada V12 Diverter	38	Rada Exact-3B Chrome
28	Rada V12 B Diverter	39	Rada PA - 15TF/15TFW
29	Rada V10	40	Rada PA - 215TF/215TFW
30	Rada V10 Concealed	41	Rada PA - V8F/V8FW
31	Rada V10 Contract Pack	42	Rada PA - V8VR2/V8VR2W
32	Rada Meynell V8/3		
33	Rada Meynell V8/3 B		
34	Rada Meynell V8/3 L		

RADA V12



PRODUCT INFORMATION

PRODUCT CODE

Rada V12 – **1.1651.001**

HP

LP

TMV 3
Scheme

WRAS

WEB LINK

www.radacontrols.com/v12

COMPLEMENTARY PRODUCTS

PAGE

Rada VR Range – Showerheads

117-123

Rada VR2 – Showerheads

117-119

Rada er-s 310

124

Rada EV Shower Fittings

114

Rada EV – Heavy Duty Shower Fittings

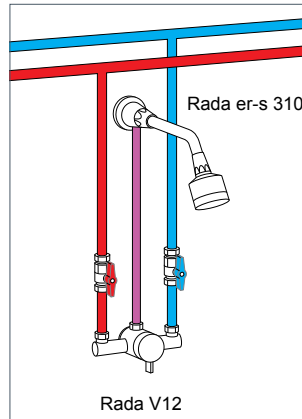
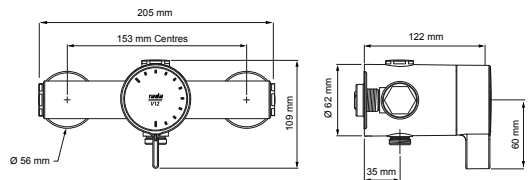
115

PRODUCT DESCRIPTION

Surface mounted thermostatic shower valve certified to TMV3 performance and featuring Insutech® technology. Sequential single lever operation from cold through to warm. Includes service-free cartridge, check valves, filters and optional flow regulators.

- Buildcert TMV3 Scheme Approved
- Single sequential operation from off-cold-warm
- Light touch control complemented by easy to understand graphics to address the needs of all users, irrespective of age or ability
- Robust construction to withstand heavy usage in the commercial environment
- Optional 6 l/min flow regulator for increased water savings. A 9 l/min flow regulator is also supplied
- Safe-to-touch. The V12 Exposed option features Insutech® technology to reduce surface temperature to a safe level.

DIMENSIONS (mm) AND INSTALLATION



RADA V12 CONCEALED



PRODUCT INFORMATION

PRODUCT CODE

Rada V12 Concealed – **1.1651.002**

HP

LP

TMV 3
Scheme

WRAS

WEB LINK

www.radacontrols.com/v12b

COMPLEMENTARY PRODUCTS

PAGE

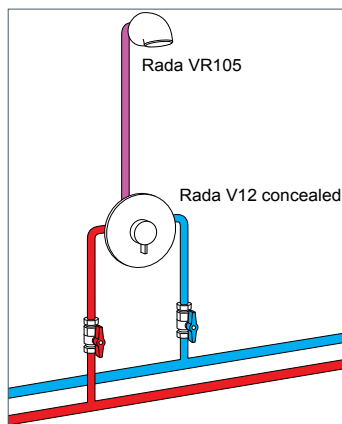
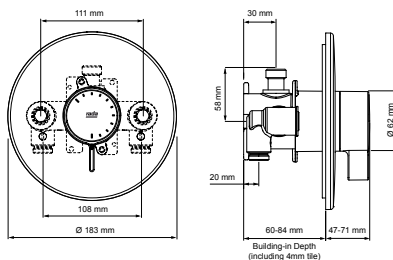
Rada VR Range – Showerheads	117-123
Rada VR2 – Showerheads	117-119
Rada bsr-s/300 - Shower Fitting	130
Rada EV Shower Fittings	114
Rada EV – Heavy Duty Shower Fittings	115

PRODUCT DESCRIPTION

Built-in thermostatic shower valve certified to TMV3 performance standard and featuring integral isolating ball valves. Sequential single lever operation from cold through to warm. Includes service-free cartridge, check valves, filters and optional flow regulators.

- Buildcert TMV3 Scheme Approved
- Single sequential operation from off-cold-warm
- Light touch control complemented by easy to understand graphics to address the needs of all users, irrespective of age or ability
- Robust construction to withstand heavy usage in the commercial environment
- Optional 6 l/min flow regulator for increased water savings. A 9 l/min flow regulator is also supplied

DIMENSIONS (mm) AND INSTALLATION



RADA V12 130



PRODUCT INFORMATION

PRODUCT CODE

Rada V12-130 – **1.1651.003**

HP

LP

TMV 3
Scheme

WRAS

WEB LINK

www.radacontrols.com/v12_130

COMPLEMENTARY PRODUCTS

PAGE

Rada VR Range – Showerheads

117-123

Rada VR2 – Showerheads

117-119

Rada er-s 310

124

Rada EV Shower Fittings

114

Rada EV – Heavy Duty Shower Fittings

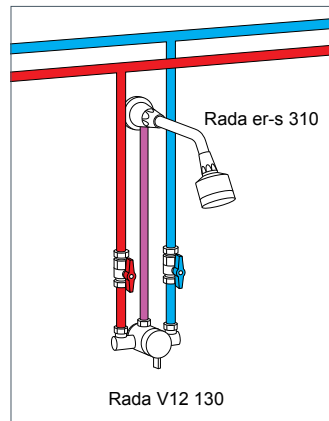
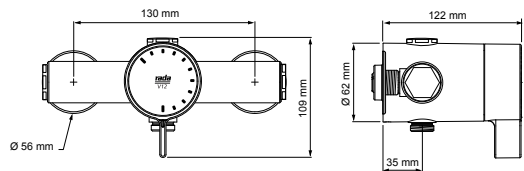
115

PRODUCT DESCRIPTION

Surface mounted thermostatic shower valve certified to TMV3 performance. Sequential single lever operation from cold through to warm. Includes service-free cartridge, check valves, filters and optional flow regulators.

- Buildcert TMV3 Scheme Approved
- Single sequential operation from off-cold-warm
- Straight forward retrofit for installations with 130mm inlet centres eg. Meynell V8
- Light touch control complemented by easy to understand graphics to address the needs of all users, irrespective of age or ability
- Robust construction to withstand heavy usage in the commercial environment
- Optional 6 l/min flow regulator for increased water savings. A 9 l/min flow regulator is also supplied

DIMENSIONS (mm) AND INSTALLATION





RADA V12 DIVERTER



PRODUCT INFORMATION

PRODUCT CODE

Rada V12 Diverter – **1.1651.007**

HP

LP

WRAS

WEB LINK

www.radacontrols.com/v12div

COMPLEMENTARY PRODUCTS

PAGE

Rada V12 – Shower Valve

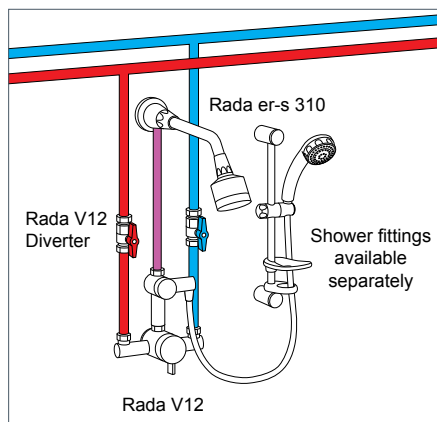
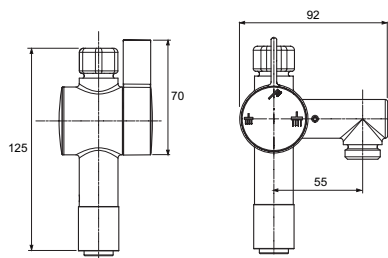
24

PRODUCT DESCRIPTION

Exposed lever operated diverter valve designed for connection to the Rada V12 Exposed Shower. Three positions for standard fixed head, hand-held shower handset and both running simultaneously.

- Two outlet diverter valve, designed to add extra convenience and flexibility to showering
- Designed for use with the Rada V12 Exposed shower valve
- Simple to use – allows you to divert water between two different outlets off the same shower valve, or to have both running simultaneously
- Suitable for either high or low pressure systems.

DIMENSIONS (mm) AND INSTALLATION



RADA V12 B DIVERTER



PRODUCT INFORMATION

PRODUCT CODE

Rada V12 B Diverter – **1.1651.006**

HP LP WRAS

WEB LINK

www.radacontrols.com/v12bdiv

COMPLEMENTARY PRODUCTS	PAGE
------------------------	------

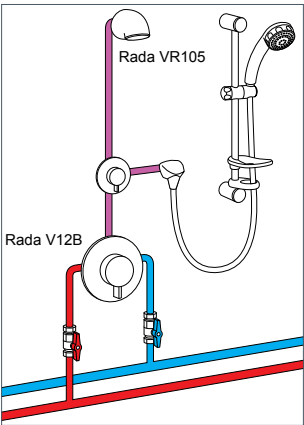
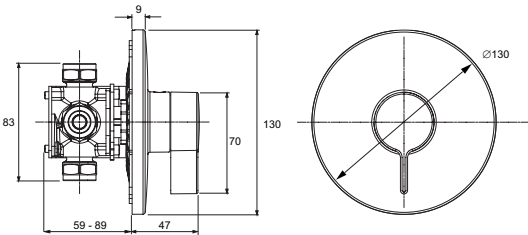
Rada V12 Concealed – Shower Valve	25
-----------------------------------	----

PRODUCT DESCRIPTION

Concealed lever operated diverter valve designed for connection to the Rada V12 Concealed Shower. Two positions for standard fixed head and hand-held shower handset.

- Two outlet diverter valve, designed to add extra convenience and flexibility to showering
- Designed for use with the Rada V12 Concealed shower valve
- Simple to use – allows you to divert water between two different outlets off the same shower valve
- Suitable for either high or low pressure systems.

DIMENSIONS (mm) AND INSTALLATION





RADA V10



PRODUCT INFORMATION

PRODUCT CODE

Rada V10 - **1.1651.004**

HP

LP

TMV 2
Scheme

WRAS

WEB LINK

www.radacontrols.com/v10

COMPLEMENTARY PRODUCTS

PAGE

Rada VR Range - Showerheads	117-123
Rada VR2 - Showerheads	117-119
Rada er-s 310	124
Rada EV - Shower Fittings	114
Rada EV - Heavy Duty Shower Fittings	115
Rada V10 Rigid Riser - Accessory	147

PRODUCT DESCRIPTION

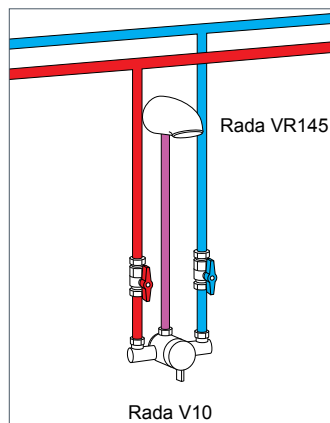
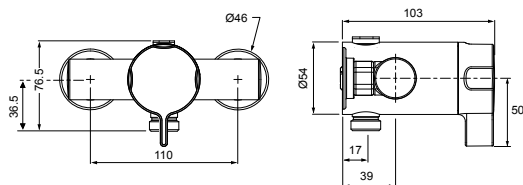
Surface mounted, single sequential thermostatic shower valve. Supplied complete with integral strainers and optional flow regulators.

- Buildcert TMV2 Scheme Approved
- Single sequential operation off-cold-warm
- Easy grip handle complete with durable, clear graphics
- Robust construction to withstand heavy usage in public areas
- Optional 6 l/min flow regulator for increased water saving. A 9 l/min flow regulator is also supplied

Optional V10 rigid riser accessory - 1.1651.020

Designed to connect the Rada V10 Exposed Shower valve to either the Rada VR145 or Rada VR-ES Showerheads

DIMENSIONS (mm) AND INSTALLATION



RADA V10 CONCEALED



PRODUCT INFORMATION

PRODUCT CODE

Rada V10 Concealed – **1.1651.005**

HP

LP

TMV 2
Scheme

WRAS

WEB LINK

www.radacontrols.com/v10b

COMPLEMENTARY PRODUCTS

PAGE

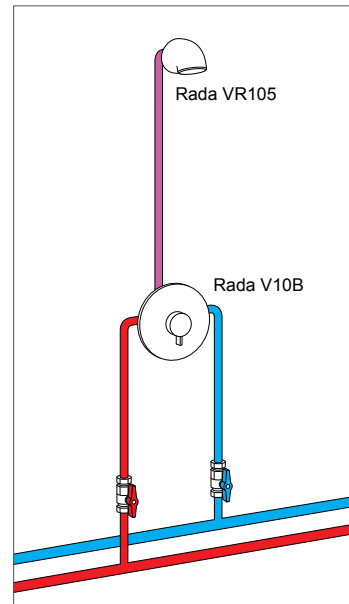
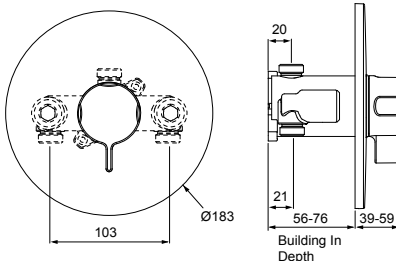
Rada VR Range - Showerheads	117-123
Rada VR2 - Showerheads	117-119
Rada bsr-s/300 - Shower Fitting	130
Rada EV - Shower Fittings	114
Rada EV - Heavy Duty Shower Fittings	115

PRODUCT DESCRIPTION

Built-in, single sequential thermostatic shower valve. Supplied complete with integral strainers and optional flow regulators.

- Buildcert TMV2 Scheme Approved
- Single sequential operation off-cold-warm
- Easy grip handle complete with durable, clear graphics
- Robust construction to withstand heavy usage in public areas
- Optional 6 l/min flow regulator for increased water saving. A 9 l/min flow regulator is also supplied

DIMENSIONS (mm) AND INSTALLATION



RADA V10 CONTRACT PACK



PRODUCT INFORMATION

PRODUCT CODE

Rada V10 Contract Pack– **1.1651.008**

HP

LP

TMV2

WRAS

WEB LINK

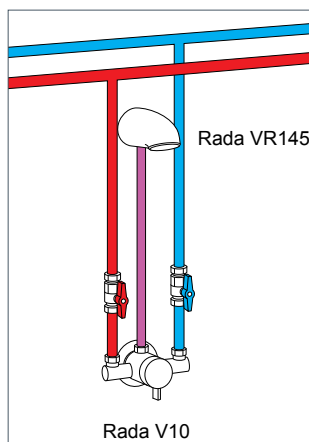
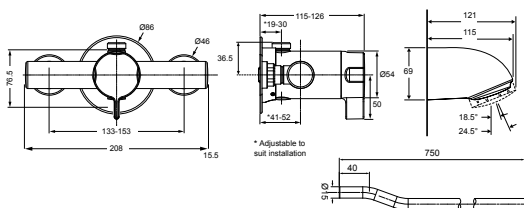
www.radacontrols.com/v10cp

PRODUCT DESCRIPTION

Exposed, single sequential thermostatic shower valve. Supplied complete with integral strainers and optional flow regulators.

- Buildcert TMV2 Scheme Approved
- Supplied with vandal resistant showerhead and rigid riser pipe
- Adjustable inlet fixing centres for easy replacement of most existing installations
- Single sequential operation from off-cold-warm
- Easy grip handle complete with durable, clear graphics
- Robust construction to withstand heavy usage in public areas
- Optional 6 l/min flow regulator for increased water saving. A 9 l/min flow regulator is also supplied.

DIMENSIONS (mm) AND INSTALLATION



RADA MEYNELL V8/3



PRODUCT INFORMATION

PRODUCT CODE

Rada Meynell V8/3 - **PESM0563P**

TMV 2

Scheme

TMV 3

Scheme

HP

LP

WRAS

WEB LINK

www.radacontrols.com/v83

COMPLEMENTARY PRODUCTS

PAGE

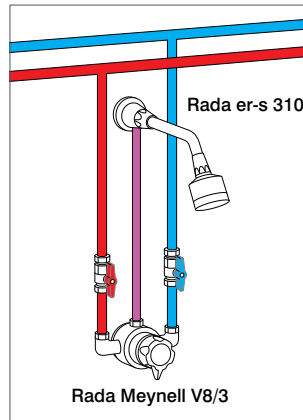
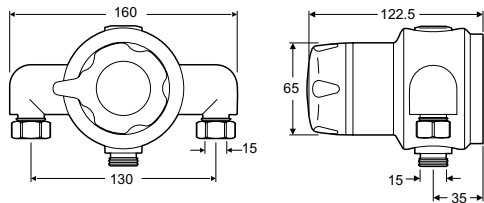
Rada VR Range - Showerheads	117-123
Rada VR2 - Showerheads	117-119
Rada er-s 310 - Shower Fitting	124
Rada EV - Shower Fittings	114
Rada EV - Heavy Duty Shower Fittings	115

PRODUCT DESCRIPTION

½" exposed single sequential thermostatic mixing valve. Supplied complete with integral strainers.

- Buildcert TMV3 Scheme Approved
- Buildcert TMV2 Scheme Approved
- Single sequential control for ease of use
- High flow rates at low pressure
- Robust and durable
- Connections: (Inlets) 15mm compression.
(Outlet) Reversible outlet connector: ½" BSP male or 15mm compression (compression nut and olive may be required)

DIMENSIONS (mm) AND INSTALLATION





RADA MEYNELL V8/3 B



PRODUCT INFORMATION

PRODUCT CODE

Rada Meynell V8/3 B - **PRSM0563P**

TMV 2
Scheme

TMV 3
Scheme

HP

LP

WRAS

WEB LINK

www.radacontrols.com/v83b

COMPLEMENTARY PRODUCTS

PAGE

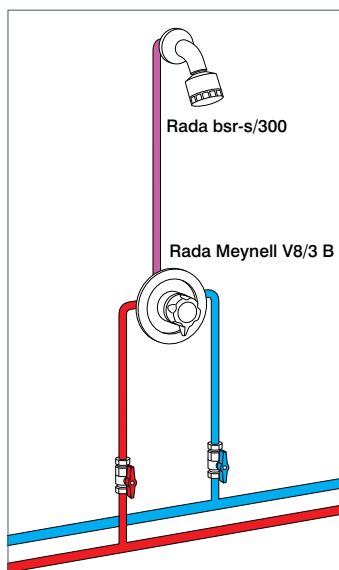
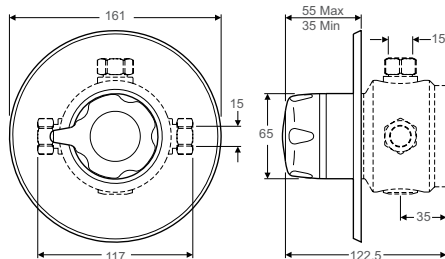
Rada VR Range - Showerheads	117-123
Rada VR2 - Showerheads	117-119
Rada bsr-s/300 - Shower Fitting	130
Rada EV Shower Fittings	114
Rada EV Heavy Duty Shower Fittings	115
Rada RAC Connector	146

PRODUCT DESCRIPTION

½" built-in single sequential thermostatic mixing valve. Supplied complete with integral strainers.

- Buildcert TMV3 Scheme Approved
- Buildcert TMV2 Scheme Approved
- Single sequential control for ease of use
- Recessed for use with concealed pipe work
- High flow rates at low pressure
- Connections: (Inlets) 15mm compression.
(Outlet) Reversible outlet connector: ½" BSP male or 15mm compression

DIMENSIONS (mm) AND INSTALLATION



RADA MEYNELL V8/3 L



PRODUCT INFORMATION

PRODUCT CODE

Rada Meynell V8/3 L - **PESM0625P**

TMV 2 Scheme	TMV 3 Scheme	HP	LP	WRAS
-----------------	-----------------	----	----	------

WEB LINK

www.radacontrols.com/v83l

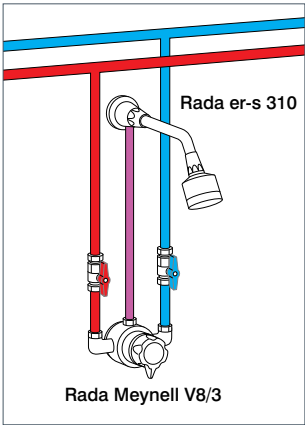
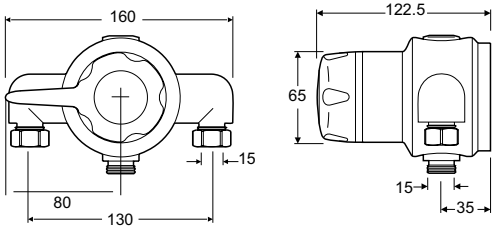
COMPLEMENTARY PRODUCTS	PAGE
Rada VR Range - Showerheads	117-123
Rada VR2 - Showerheads	117-119
Rada er-s 310 - Shower Fitting	124
Rada EV Shower Fittings	114
Rada EV Heavy Duty Shower Fittings	115

PRODUCT DESCRIPTION

½" exposed single sequential thermostatic mixing valve with long lever for less abled use. Supplied complete with integral strainers.

- Buildcert TMV3 Scheme Approved
- Buildcert TMV2 Scheme Approved
- Single sequential control for ease of use
- High flow rates at low pressure
- Robust and durable
- Connections: (Inlets) 15mm compression.
(Outlet) Reversible outlet connector: ½" BSP male or 15mm compression (compression nut and olive may be required)

DIMENSIONS (mm) AND INSTALLATION





RADA MEYNELL V8/3 BL



PRODUCT INFORMATION

PRODUCT CODE

Rada Meynell V8/3 BL - **PRSM0625P**

TMV 2
Scheme

TMV 3
Scheme

HP

LP

WRAS

WEB LINK

www.radacontrols.com/v83bl

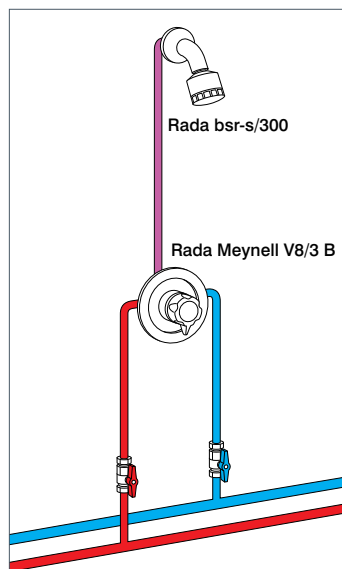
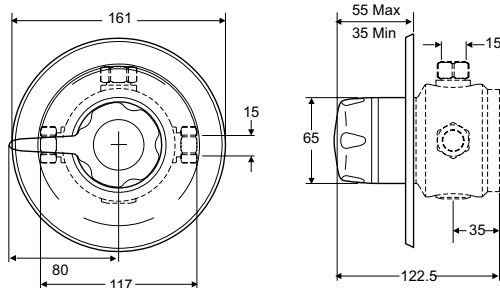
COMPLEMENTARY PRODUCTS	PAGE
Rada VR Range - Showerheads	117-123
Rada VR2 - Showerheads	117-119
Rada bsr-s 300 - Shower Fitting	130
Rada RAC Connector	146
Rada EV Shower Fittings	114
Rada EV Heavy Duty Shower Fittings	115

PRODUCT DESCRIPTION

½" built-in single sequential thermostatic mixing valve with long lever for less abled use. Supplied complete with integral strainers.

- Buildcert TMV3 Scheme Approved
- Buildcert TMV2 Scheme Approved
- Single sequential control for ease of use
- Recessed for use with concealed pipe work
- High flow rates at low pressure
- Connections: (Inlets) 15mm compression. (Outlet) Reversible outlet connector: ½" BSP male or 15mm compression

DIMENSIONS (mm) AND INSTALLATION



RADA EXACT-3



PRODUCT INFORMATION

PRODUCT CODE

Rada Exact - 3 - **1.0.408.01.3**

TMV 3
Scheme

HP

LP

WRAS

WEB LINK

www.radacontrols.com/exact-3

COMPLEMENTARY PRODUCTS

PAGE

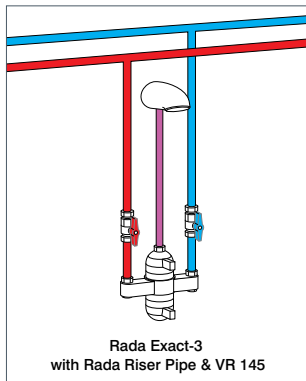
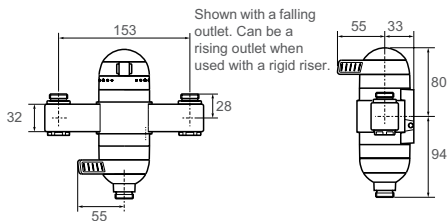
Rada VR Range - Showerheads	117-123
Rada VR2 - Showerheads	117-119
Rada er-s 310 - Shower Fitting	124
Rada EV Shower Fittings	114
Rada EV Heavy Duty Shower Fittings	115
Rada Riser Pipe	146

PRODUCT DESCRIPTION

½" exposed thermostatic shower control, incorporating Radatherm service-free cartridge. Pre-set maximum temperature stop. This product can also be used with a rising outlet when fixed to Rada er-s 310 kit, or VR145 and Rada Riser.

- Buildcert TMV3 Scheme Approved
- Independent flow and temperature controls for ease of use
- Adjustable elbows to allow top, bottom or rear entry pipe work
- Reversed inlet connections supported
- Service friendly – supplied with integral strainers and easy-change plug-in cartridge
- Connections: 15mm compression or ½" BSP

DIMENSIONS (mm) AND INSTALLATION





RADA EXACT-3 EV



PRODUCT INFORMATION

PRODUCT CODE

Rada Exact - 3 EV - **1.0.409.48.1**

TMV 3
Scheme

HP

LP

WRAS

WEB LINK

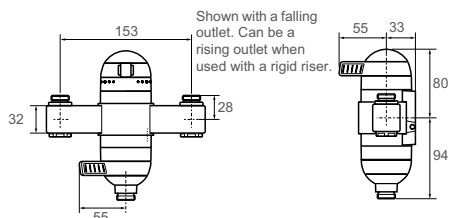
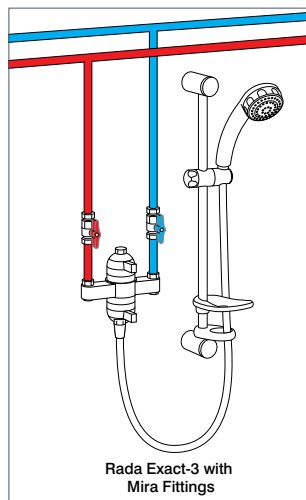
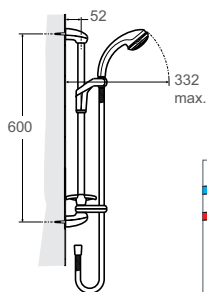
www.radacontrols.com/exact-3ev

PRODUCT DESCRIPTION

½" exposed thermostatic shower control, incorporating Radatherm service-free cartridge. Pre-set maximum temperature stop. Supplied with Mira Response exposed variable shower fittings.

- Buildcert TMV3 Scheme Approved
- Independent flow and temperature controls for ease of use
- Adjustable elbows to allow top, bottom or rear entry pipe work
- Reversed inlet connections supported
- Service friendly – supplied with integral strainers and easy-change plug-in cartridge
- Connections: 15mm compression or ½" BSP

DIMENSIONS (mm) AND INSTALLATION



RADA EXACT-3B CHROME



PRODUCT INFORMATION

PRODUCT CODE

Rada Exact - 3 B Chrome **1.0.427.02.1**

TMV 3
Scheme

HP

LP

WRAS

WEB LINK

www.radacontrols.com/exact-3bc

COMPLEMENTARY PRODUCTS

PAGE

Rada VR Range - Showerheads

117-123

Rada VR2 - Showerheads

117-119

Rada bsr-s 300 - Shower Fittings

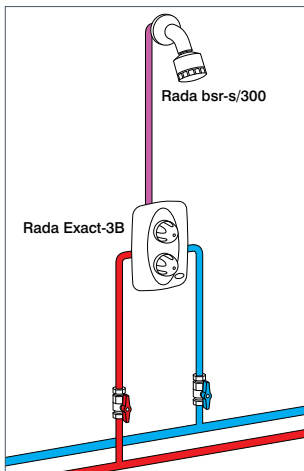
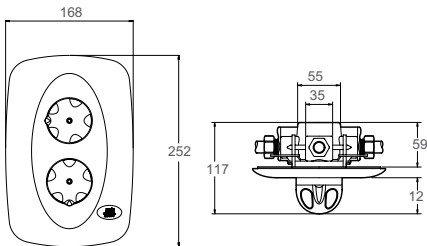
130

PRODUCT DESCRIPTION

½" built-in thermostatic shower control, for concealed pipework, incorporating Radatherm service-free cartridge, ceramic disc flow control cartridge and check valve and strainer cartridges, housed within a chrome plated DZR brass body. This product can also be used with a rigid Showerhead such as VR105 or BSR-S 300 shower fitting.

- Buildcert TMV3 Scheme Approved
- Independent flow and temperature controls for ease of use
- Recessed for use with concealed pipe work
- Reversed inlet connections supported
- Service friendly – supplied with integral strainers and easy-change plug-in cartridge
- Connections: 15mm compression or ½" BSP

DIMENSIONS (mm) AND INSTALLATION





RADA PA - 15TF/15TFW



PRODUCT INFORMATION

PRODUCT CODE

Rada PA - 15TF Shower Panel Assembly
(satin stainless steel) - **1.1613.044**

Rada PA - 15TFW Shower Panel Assembly
(white powder coated) - **1.1613.045**

TMV 3
Scheme

HP

LP



WRAS

WEB LINK

www.radacontrols.com/pa-15tf

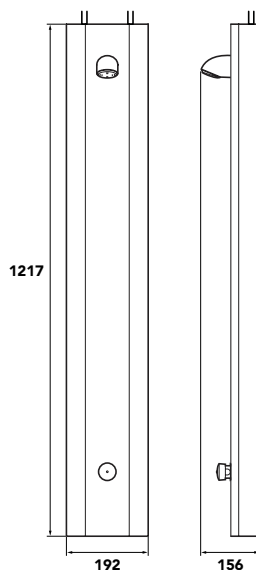
www.radacontrols.com/pa-15tfw

PRODUCT DESCRIPTION

Ready to install shower panel with hot and cold water pipe entry connecting to Rada Meynell 15/3, feeding a Rada TF503 push button timed flow control and Rada VR105 Showerhead. Available in satin stainless steel or white powder coated stainless steel.

- Buildcert TMV3 Scheme Approved
- Concealed pipe work which protects users from high surface temperatures
- Long sleek design – suitable for all ages and abilities
- Robust and durable materials used throughout
- Easy to install and maintain – integral isolators and flexible connections provided
- Connections: (Inlet) 15mm compression to both hot and cold water inlet pipe

DIMENSIONS (mm)





RADA PA - 215TF/215TFW



PRODUCT INFORMATION

PRODUCT CODE

Rada PA - 215TF Shower Panel Assembly
(satin stainless steel) - **1.1613.046**

Rada PA - 215TFW Shower Panel Assembly
(white powder coated) - **1.1613.047**

TMV 3
Scheme

HP

LP



WRAS

WEB LINK

www.radacontrols.com/pa-215tf

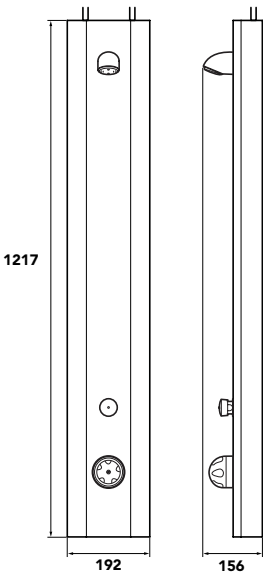
www.radacontrols.com/pa-215tfw

PRODUCT DESCRIPTION

Ready to install shower panel with hot and cold water pipe entry connection to a Rada 215-t3, with adjustable temperature selection, feeding a Rada TF503 push button timed flow control and Rada VR105 Showerhead. Available in satin stainless steel or white powder coated stainless steel.

- Buildcert TMV3 Scheme Approved
- Concealed pipe work which protects users from high surface temperatures
- Long sleek design – suitable for all ages and abilities
- Robust and durable materials used throughout
- Easy to install and maintain – integral isolators and flexible connections provided
- Connections: (Inlet) 15mm compression to both hot and cold water inlet pipe

DIMENSIONS (mm)





RADA PA - V8F/V8FW



PRODUCT INFORMATION

PRODUCT CODE

Rada PA - V8F Shower Panel Assembly
(satin stainless steel) - **1.1613.048**

Rada PA - V8FW Shower Panel Assembly
(white powder coated) - **1.1613.049**

TMV 3
Scheme

HP

LP

WRAS

WEB LINK

www.radacontrols.com/pa-v8f

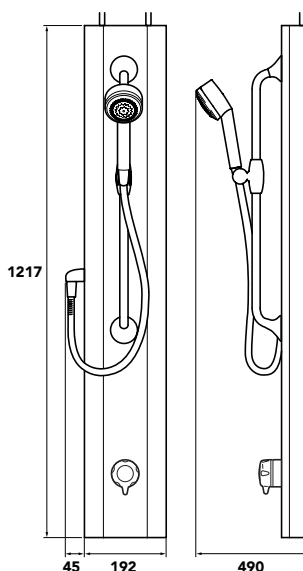
www.radacontrols.com/pa-v8fw

PRODUCT DESCRIPTION

Ready to install shower panel with hot and cold water pipe entry to a Rada Meynell V8/3, having independent flow and temperature control, with easy clean single spray handset, flexible hose and robust slide bar with easy to use slide mechanism. Available in stainless steel or white powder coated stainless steel.

- Buildcert TMV3 Scheme Approved
- User selection of flow and temperature (up to a safe, pre-set maximum)
- Concealed pipe work which protects users from high surface temperatures
- Long sleek design – suitable for all ages and abilities
- Robust and durable materials used throughout
- Easy to install and maintain – integral isolators and flexible connections provided
- Connections: (Inlet) 15mm compression to both hot and cold water inlet pipes

DIMENSIONS (mm)



RADA PA - V8VR2/V8VR2W



PRODUCT INFORMATION

PRODUCT CODE

Rada PA - V8VR2 Shower Panel Assembly
(Stainless Steel) - **1.1613.142**

Rada PA - V8VR2W Shower Panel Assembly
(White) - **1.1613.143**

TMV 3
Scheme

HP

LP

WRAS

WEB LINK

www.radacontrols.com/pa-v8vr2


www.radacontrols.com/pa-v8vr2w

PRODUCT DESCRIPTION

Ready to install shower panel with hot and cold water pipe entry to a Rada Meynell V8/3, having independent flow and temperature control, with a Rada VR2 vandal resistant chrome plated shower head. Available in stainless steel or white powder coated stainless steel.

- Buildcert TMV3 Scheme Approved
- User selection of flow and temperature (up to a safe, pre-set maximum)
- Concealed pipe work which protects users from high surface temperatures
- Long sleek design – suitable for all ages and abilities
- Robust and durable materials used throughout
- Easy to install and maintain – integral isolators and flexible connections provided
- Connections: (Inlet) 15mm compression to both hot and cold water inlet pipes

DIMENSIONS (mm)







RADA GROUP SHOWERING

Included in Rada's highly effective group showering solutions are thermostatic mixing valves with 15mm, 22mm and 28mm outlets that enable perfect temperature blending.

These can be combined with Rada's stylish and vandal-resistant showerheads, plus push-button mechanical timed flow controls which prevent water being wasted. Electronic washroom control systems are also available with non-touch controls which promote increased levels of hygiene. Rada also offers pre-plumbed panels for group showering applications. Supplied ready to connect, these reduce installation times and are available with either mechanical or electronic timed flow controls.

CONTENTS

46	Rada 425IC	54	Rada T1 300 Timed Flow Control
47	Rada 320IC	55	Rada T1 320 Timed Flow Control
48	Rada 215-T3 C	56	Rada T2 300 Timed Flow Control
49	Rada 215-T3 BC	57	Rada T2 300B Timed Flow Control
50	Rada Meynell V8/3 K	58	Rada T2 320 Timed Flow Control
51	Rada S.PA 1 Shower Panel	59	Rada TF31/1, 31/2, 31/3 Timed Flow Control
52	Rada PA - TF/TFW		
53	Rada PA - ETF		



RADA 425 IC



PRODUCT INFORMATION

PRODUCT CODE

Rada 425 IC **1.1847.005**

HP

LP

WRAS

WEB LINK

www.radacontrols.com/425

COMPLEMENTARY PRODUCTS

PAGE

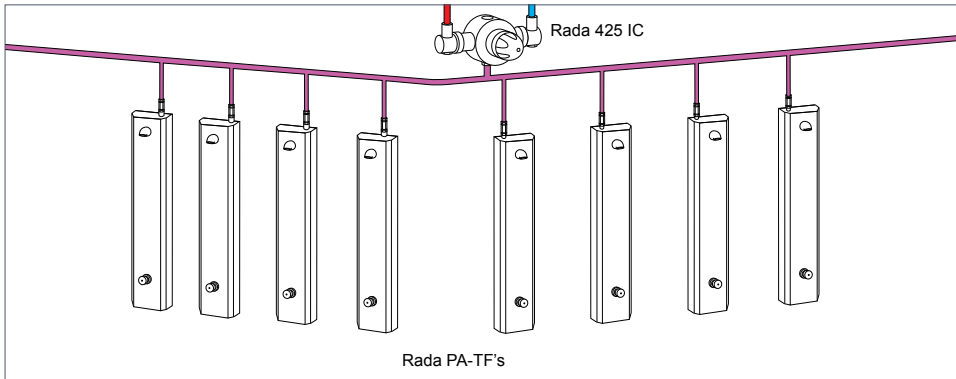
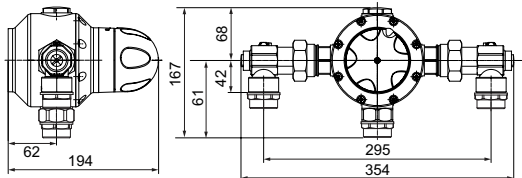
Rada VR Range - Showerheads	117-123
Rada VR2 - Showerheads	117-119
Rada Pulse Showering - Electronic Timed Flow Control	99
Rada PA-TF - Shower Panel(s)	52
Rada PA-ETF - Shower Panel(s)	53
Rada Timed Flow Controls	54-59

PRODUCT DESCRIPTION

Thermostatic mixing valve incorporating the patented Radatherm temperature sensor, capable of close temperature control between 8 - 200 l/m.

- Ideal for large group showering installations
- Integral temperature stop limits maximum temperature
- Service friendly – supplied with integral isolators, check valves and strainers
- Surface Mounting. Angle inlet elbows incorporate isolating ball valves, check valves and strainers. Inlets & outlet connections are 28mm compression.

DIMENSIONS (mm) AND INSTALLATION





RADA 320 IC



PRODUCT INFORMATION

PRODUCT CODE

Rada 320 IC **1.1847.013**

HP

LP

WRAS

WEB LINK

www.radacontrols.com/320

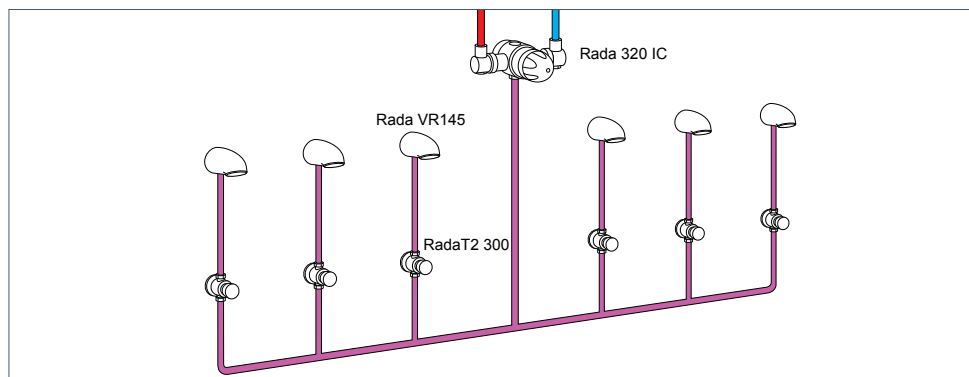
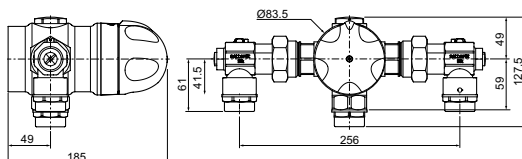
COMPLEMENTARY PRODUCTS	PAGE
Rada VR Range - Showerheads	117-123
Rada VR2 - Showerheads	117-119
Rada Pulse Showering - Electronic Timed Flow Control	99
Rada PA-TF - Shower Panel(s)	52
Rada PA-ETF - Shower Panel(s)	53
Rada Timed Flow Controls	54-59

PRODUCT DESCRIPTION

Thermostatic mixing valve incorporating the patented Radatherm temperature sensor, capable of close temperature control between 6 - 120 l/m.

- Ideal for medium group showering installations
- Integral temperature stop limits maximum temperature
- Service friendly – supplied with integral isolators, check valves and strainers
- Surface Mounting. Angle inlet elbows incorporate isolating ball valves, check valves and strainers. Inlets & outlet connections are 28mm compression.

DIMENSIONS (mm) AND INSTALLATION



RADA 215-T3 C



PRODUCT INFORMATION

PRODUCT CODE

Rada 215-t3 c **1.0.440.01.1**

TMV 3
Scheme

HP

LP

WRAS

WEB LINK

www.radacontrols.com/215-t3c

COMPLEMENTARY PRODUCTS

PAGE

Rada Timed Flow Controls

54-59

Rada VR2 - Showerheads

117-119

Rada VR Range - Showerheads

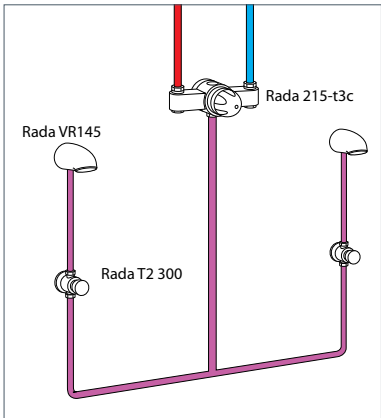
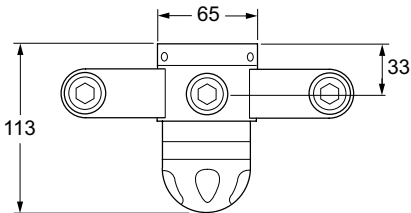
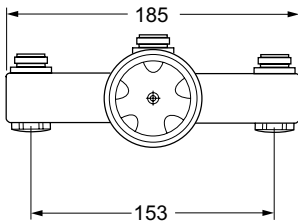
117-123

PRODUCT DESCRIPTION

½" thermostatic mixing valve incorporating Radatherm service-free cartridge, check valves and strainers. Supplied with ½" flat faced union connectors terminating in 15 mm compression connections.

- Buildcert TMV3 Scheme Approved
- Features a sealed service-free temperature cartridge
- Complete with check valves and strainers
- Connections: (Inlet/Outlet) ½" BSP external union or 15mm compression (nut and olive provided)

DIMENSIONS (mm) AND INSTALLATION





RADA 215-T3 BC



PRODUCT INFORMATION

PRODUCT CODE

Rada 215-t3 Bc **1.1624.001**

TMV 3
Scheme

HP

LP

WRAS

WEB LINK

www.radacontrols.com/215-t3bc

COMPLEMENTARY PRODUCTS

PAGE

Rada Timed Flow Controls

54-59

Rada VR2 - Showerheads

117-119

Rada VR Range - Showerheads

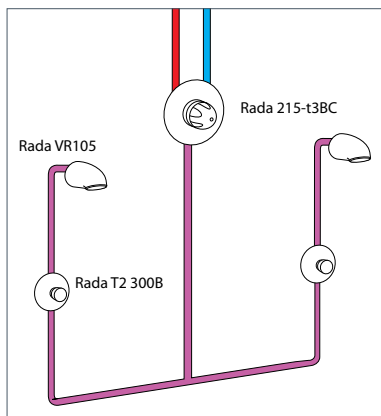
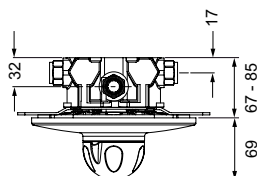
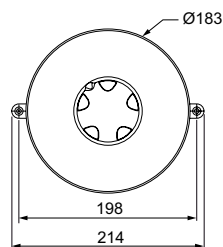
117-123

PRODUCT DESCRIPTION

½" thermostatic mixing valve incorporating a sealed, service free cartridge, non-return valves, strainers and integral isolating valves. Connections are ½" BSP external union or 15 mm compression.

- Buildcert TMV3 Scheme Approved
- Features a sealed 'service-free' temperature cartridge
- Complete with check valves and strainers
- Connections: (Inlet/Outlet) ½" BSP external union or 15mm compression (nut and olive provided)

DIMENSIONS (mm) AND INSTALLATION



RADA MEYNELL V8/3 K



PRODUCT INFORMATION

PRODUCT CODE

Rada Meynell V8/3K - **PESM0626P**

TMV 2

Scheme

TMV 3

Scheme

HP

LP

WRAS

WEB LINK

www.radacontrols.com/v83k

COMPLEMENTARY PRODUCTS

PAGE

Rada Timed Flow Contols

54-59

Rada VR Range - Showerheads

117-123

Rada VR2 - Showerheads

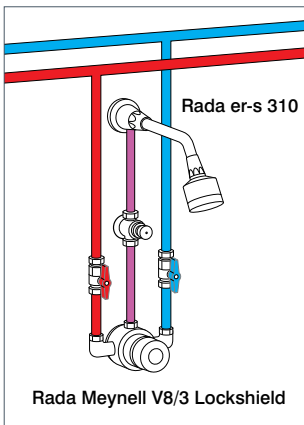
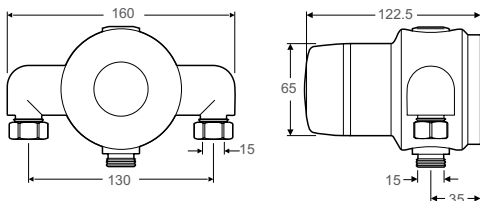
117-119

PRODUCT DESCRIPTION

½" exposed 'lockshield' thermostatic mixing valve featuring a tamper proof cover with pre-set maximum temperature stop facility adjustable to suit site requirements. Supplied complete with integral check valves and strainers.

- Buildcert TMV3 Scheme Approved
- Buildcert TMV2 Scheme Approved
- High flow rates at low pressure
- Robust and durable
- Connections: (Inlets) 15mm compression.
(Outlet) Reversible outlet connector: ½" BSP male or 15mm compression (compression nut and olive may be required)

DIMENSIONS (mm) AND INSTALLATION





RADA S.PA 1 SHOWER PANEL



PRODUCT INFORMATION

PRODUCT CODE

Rada S.PA 1 Shower Panel (silver) - **1.1776.001**
Rada S.PA 1 Shower Panel (white) - **1.1776.002**



WEB LINK

www.radacontrols.com/spa1

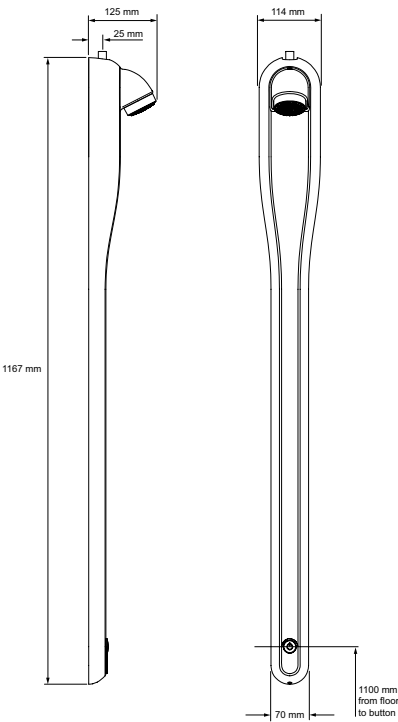
COMPLEMENTARY PRODUCTS	PAGE
Rada 320 IC - Group Mixing Valve	47
Rada 425 IC - Group Mixing Valve	46

PRODUCT DESCRIPTION

Ready to install slimline shower panel manufactured from a stain resistant acrylic resin stone, available in either silver or white finish. Single pipe entry for connection to a pre-blended supply, offering programmable shower times, automatic duty flushing and duty flush run times.

- Pre-plumbed shower panel with electronic timed flow control for connection to a pre-blended supply
- Panel powered by Hybrid Energy System - eliminating need for regular battery replacement (mains power not required), offering up to 10 years life
- Water & Energy Saving - Shower will automatically stop after pre-programmed time – prevents users leaving running
- BREEAM compliant flow rates
- Aids Legionella Control Compliance – Automatic Duty Flush can be selected to ensure water is not left standing in supply pipes
- Panel can be programmed to suit site preferences – Select from a choice of shower run times, duty flush intervals & duty flush run times
- Robust Construction – tri-laminate acrylic capped resin stone casing, resistant to water staining

DIMENSIONS (mm)





RADA PA - TF/TFW



PRODUCT INFORMATION

PRODUCT CODE

Rada PA - TF Shower Panel Assembly
(satin stainless steel) **1.1613.040**
Rada PA - TFW Shower Panel Assembly
(white powder coated) **1.1613.041**

HP

LP



WEB LINK

www.radacontrols.com/pa-tf
www.radacontrols.com/pa-tfw

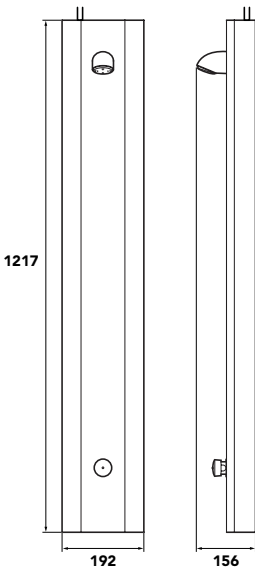
COMPLEMENTARY PRODUCTS	PAGE
Rada 320 IC - Group Mixing Valve	47
Rada 425 IC - Group Mixing Valve	46

PRODUCT DESCRIPTION

Ready to install panel with single pipe entry for connection to pre-blended supply, incorporating a Rada TF503 push button timed flow control and Rada VR105 vandal resistant Showerhead. Available in satin stainless steel or white finish.

- Concealed pipe-work which protects users from high surface temperatures
- Long, sleek design – suitable for all ages and abilities
- Robust & durable materials used throughout
- Easy to install and maintain - Integral isolator and flexible connection provided
- Connections: (Inlet) 15mm compression to blended water inlet pipe

DIMENSIONS (mm)



PRODUCT CODE


HP WRAS

www.radacontrols.com/pa-etf

COMPLEMENTARY PRODUCTS	PAGE
Rada 320 IC - Group Mixing Valve	47
Rada 425 IC - Group Mixing Valve	46
Rada Pulse Range - Electronic Timed Flow Control	94-105

DIMENSIONS (mm)

- Concealed pipe-work which protects users from high surface temperatures
- Long, sleek design – suitable for all ages and abilities
- Robust & durable materials used throughout
- Easy to install and maintain - Integral isolator and flexible connection provided
- Connections: (Inlet) 15mm compression to blended water inlet pipe



RADA T1 300 TIMED FLOW CONTROL



PRODUCT INFORMATION

PRODUCT CODE

Rada T1 300 - **2.1762.055**

HP

LP



WRAS

KIWA

WEB LINK

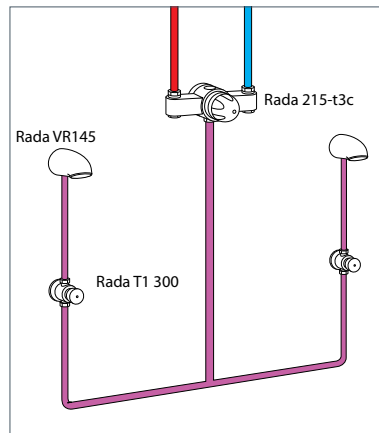
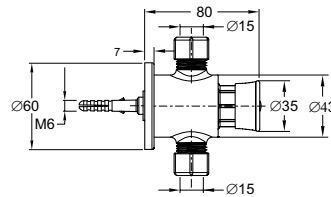
www.radacontrols.com/t1300

PRODUCT DESCRIPTION

Surface mount, chrome finish, push-button shower control with 30 (± 10) seconds time flow.

- Water saving
- Robust design
- Easy to service one piece cartridge
- Ideal for group showering applications
- Adjustable flow rate
- Soft closing action
- 15mm compression connections

DIMENSIONS (mm) AND INSTALLATION





RADA T1 320 TIMED FLOW CONTROL



PRODUCT INFORMATION

PRODUCT CODE

Rada T1 320 - **2.1762.054**

HP

LP



WRAS

KIWA

WEB LINK

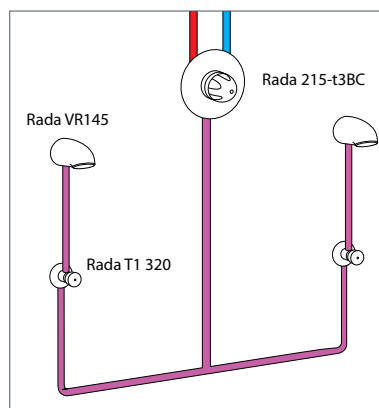
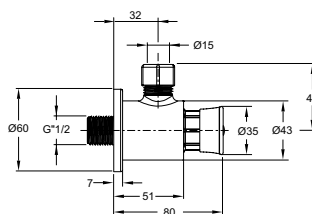
www.radacontrols.com/t1320

PRODUCT DESCRIPTION

Surface mount rear fed, chrome finish, push-button shower control with 30 (± 10) seconds time flow.

- Water saving
- Robust design
- Easy to service one piece cartridge
- Ideal for group showering applications
- Soft closing action
- Adjustable flow rate
- ½" BSP flat face inlet, 15mm compression outlet

DIMENSIONS (mm) AND INSTALLATION



RADA T2 300 TIMED FLOW CONTROL



PRODUCT INFORMATION

PRODUCT CODE

Rada T2 300 - **2.1762.063**

HP

LP



WRAS

KIWA

WEB LINK

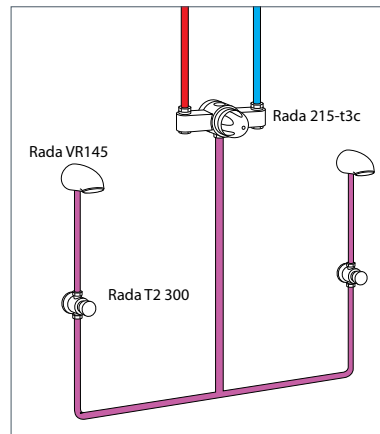
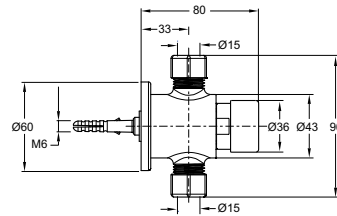
www.radacontrols.com/t2300

PRODUCT DESCRIPTION

Surface mount, chrome finish, push button shower control with 30 (± 10) seconds time flow.

- Water saving
- Aesthetic and robust design
- Easy to service one piece cartridge
- Soft closing action.
- Adjustable flow rate
- 15mm compression connections

DIMENSIONS (mm) AND INSTALLATION





RADA T2 300B TIMED FLOW CONTROL



PRODUCT INFORMATION

PRODUCT CODE

Rada T2 300B - **2.1762.061**

HP

LP



WRAS

KIWA

WEB LINK

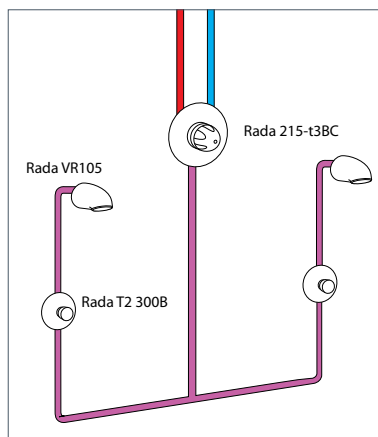
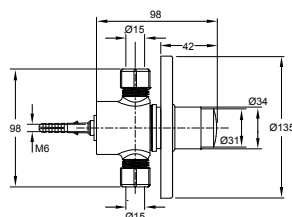
www.radacontrols.com/t2300b

PRODUCT DESCRIPTION

Built in, chrome finish, push button shower control with 30 (± 10) seconds time flow.

- Water saving
- Aesthetic and robust design
- Easy to service one piece cartridge
- Soft closing action
- Adjustable flow rate
- 15mm compression connections

DIMENSIONS (mm) AND INSTALLATION



RADA T2 320 TIMED FLOW CONTROL



PRODUCT INFORMATION

PRODUCT CODE

Rada T2 320 - **2.1762.062**

HP

LP



WRAS

KIWA

WEB LINK

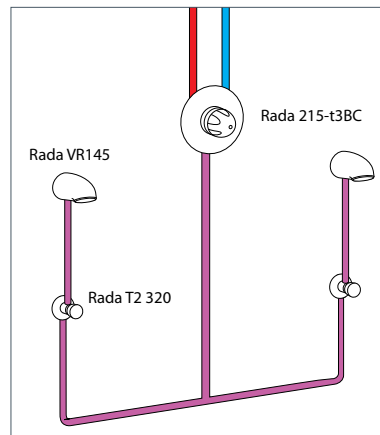
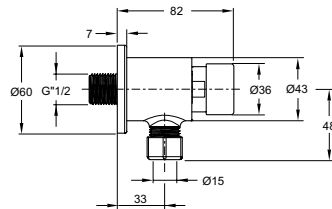
www.radacontrols.com/t2320

PRODUCT DESCRIPTION

Surface mount rear fed, chrome finish, push button shower control with 30 (± 10) seconds time flow.

- Water saving
- Aesthetic and robust design
- Easy to service one piece cartridge
- Soft closing action.
- Adjustable flow rate
- ½" BSP flat face inlet, 15mm compression outlet

DIMENSIONS (mm) AND INSTALLATION





RADA TF 31/1, 31/2, 31/3 TIMED FLOW CONTROL



PRODUCT INFORMATION

PRODUCT CODE

Rada TF31/1 - **1.0.095.01.1**

Rada TF31/2 - **1.0.095.02.1**

Rada TF31/3 - **1.0.095.03.1**

HP

LP



WRAS

WEB LINK

www.radacontrols.com/tf311

www.radacontrols.com/tf312

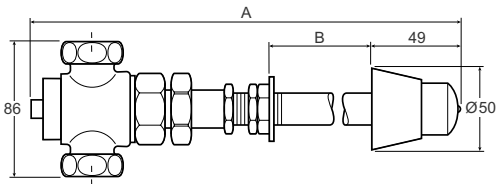
www.radacontrols.com/tf313

PRODUCT DESCRIPTION

1/2" push-button flow control for duct mounting with 30 second timed flow and complete with extended rod options for extra security and varying wall thickness with 15 mm compression fittings. Incorporates internal flow adjuster.

- Water saving
- Vandal resistant
- Minimal maintenance
- Easy to use - push-button controls
- Specially designed for prison applications
- Connections: 15mm compression. Alternatively a 3/4" BSP male thread is available by removing the compression nuts

DIMENSIONS (mm)



MODEL	A OVERALL LENGTH	B WALL THICKNESS
TF31/1	340	100 - 140
TF31/2	380	142 - 182
TF31/3	445	206 - 246



RADA HAND WASHING

No matter whether the priority is safety, hygiene or infection control, Rada's comprehensive product range enables it to create bespoke hand washing solutions to suit the specific needs of many different applications.

The wide selection of taps includes electronic sensor spouts, integrated thermostatic taps, timed flow taps and even digitally programmable products - see 'Digital Washroom Controls' section. Each offers the ease of maintenance and cleaning, reliable performance and outstanding durability that you would expect from the Rada name.

CONTENTS

62	Rada Safetherm Thermostatic Clinical Tap	77	Rada T4 125 Timed Flow Mixer Tap
63	Rada Safetherm Deck Mount Clinical Tap	78	Rada TL 100 Lever Operated Timed Flow Pillar Tap
64	Rada Thermotap-3S	79	Rada TL 195 Knee Operated Timed Flow Control
65	Rada Thermotap-3L	80	Rada Tripoint-F
66	Rada 215-T3 DK	81	Rada SP WD100 Deck Mounted Basin Spout Low
67	Rada Meynell 15/3	81	Rada SP WD110 Deck Mounted Basin Spout
68	Rada T1 100 Timed Flow Pillar Tap	82	Rada SP W150 Wall Mounted Basin Spout
69	Rada T1 140 Timed Flow Bib Tap	82	Rada SP W190 Wall Mounted Basin Spout Long
70	Rada T1 145 Timed Flow Bib Tap - Extended	83	Rada SP W150X Wall Mounted Basin Spout
71	Rada T2 100 Timed Flow Pillar Tap		
72	Rada T2 140 Timed Flow Bib Tap		
73	Rada T2 145 Timed Flow Bib Tap - Extended		
74	Rada T4 100 Timed Flow Pillar Tap		
75	Rada T4 105 Timed Flow Pillar Tap		
76	Rada T4 120 Timed Flow Mixer Tap		



RADA SAFETHERM THERMOSTATIC CLINICAL TAP



PRODUCT INFORMATION

PRODUCT CODE

Rada Safetherm – **1.1704.001**

HP

LP

TMV 3
Scheme

WRAS

WEB LINK

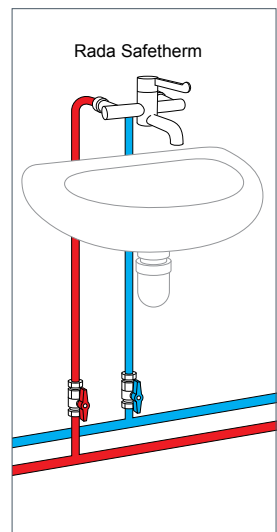
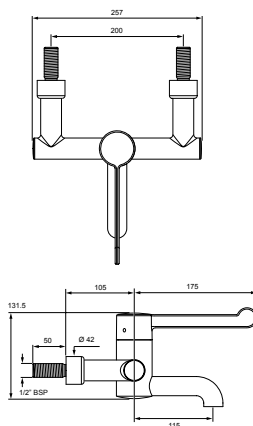
www.radacontrols.com/safetherm

PRODUCT DESCRIPTION

TMV3 approved panel mounted, thermostatic mixer tap featuring Insutech+ technology. Long lever sequential operation, supplied complete with service-free cartridge, check valves, strainers and isolating ball valves.

- Buildcert TMV3 Scheme approved
- Compliant with UK Healthcare Guidelines
- Safe-to-touch. Features Insutech+ technology to reduce surface temperature to a safe level
- Innovative design minimises water retention in the body and spout, to contribute to improved bacterial control
- Sequential long lever control. Simple to use under hospital protocols.
- Easy access to filters to support routine servicing and reduced down time

DIMENSIONS (mm) AND INSTALLATION



RADA SAFETHERM BASIN MOUNT THERMOSTATIC CLINICAL TAP



PRODUCT INFORMATION

PRODUCT CODE

Rada Safetherm Basin Mount – **1.1704.002**

HP

LP

TMV 3
Scheme

WRAS

WEB LINK

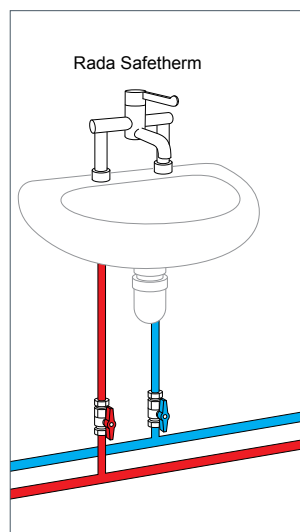
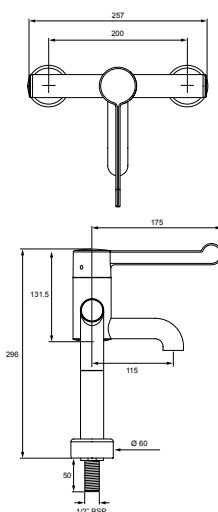
www.radacontrols.com/safethermbasin

PRODUCT DESCRIPTION

TMV3 approved basin mounted, thermostatic mixer tap featuring Insutech+ technology. Long lever sequential operation, supplied complete with service-free cartridge, check valves, strainers and isolating ball valves.

- Buildcert TMV3 Scheme approved
- Compliant with UK Healthcare Guidelines
- Safe-to-touch. Features Insutech+ technology to reduce surface temperature to a safe level
- Innovative design minimises water retention in the body and spout, to contribute to improved bacterial control
- Sequential long lever control. Simple to use under hospital protocols.
- Easy access to filters to support routine servicing and reduced down time

DIMENSIONS (mm) AND INSTALLATION



RADA THERMOTAP-3S



PRODUCT INFORMATION

PRODUCT CODE

Rada Thermotap-3S - **1.1555.010**

Rada Thermotap-3S Copper - **1.1555.061**

TMV 3
Scheme

HP

LP

WRAS

WEB LINK

www.radacontrols.com/thermotap-3s

www.radacontrols.com/thermotap-3sc

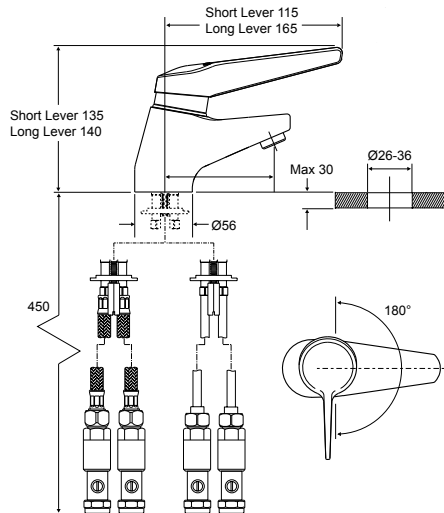
PRODUCT DESCRIPTION

Basin mounted thermostatic mixing tap with short lever control (100 mm), offering single sequential lever control from cold through to pre-settable maximum temperature. Supplied complete with flexible supply tails, check valves, isolators and strainers.

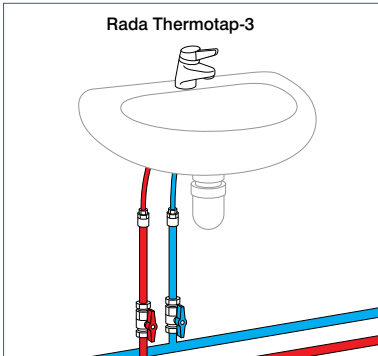
Also available with copper supply tails (1.1555.061)

- Buildcert TMV3 Scheme Approved
- Single sequential lever operation – simple to use
- 100mm lever
- Check valves, strainers and isolators included, with a choice of either flexible or copper tail connections
- Connections: (Inlets) 15mm or ½" BSP male and either 10mm flexible hoses or 10mm copper tails

DIMENSIONS (mm) AND INSTALLATION



Rada Thermotap-3





RADA THERMOTAP-3L



PRODUCT INFORMATION

PRODUCT CODE

Rada Thermotap-3L - **1.1555.011**

Rada Thermotap-3L Copper - **1.1555.062**

TMV 3
Scheme

HP

LP

WRAS

WEB LINK

www.radacontrols.com/thermotap-3l

www.radacontrols.com/thermotap-3lc

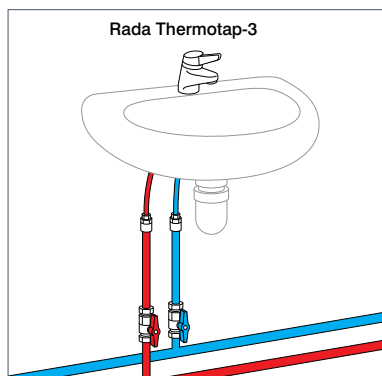
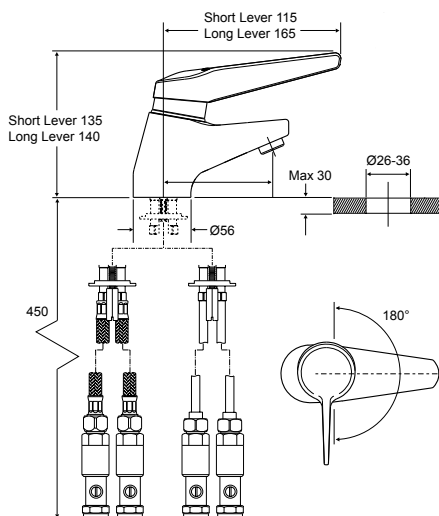
PRODUCT DESCRIPTION

Basin mounted thermostatic mixing tap with long lever control (150 mm), offering single sequential lever control from cold through to pre-settable maximum temperature. Supplied complete with flexible supply tails, check valves, isolators and strainers.

Also available with copper supply tails (1.1555.062)

- Buildcert TMV3 Scheme Approved
- Single sequential lever operation – simple to use
- 150mm lever for less-abled use
- Check valves, strainers and isolators included, with a choice of either flexible or copper tail connections
- Connections: (Inlets) 15mm or ½" BSP male and either 10mm flexible hoses or 10mm copper tails

DIMENSIONS (mm) AND INSTALLATION



RADA 215-T3 DK



PRODUCT INFORMATION

PRODUCT CODE

Rada 215-t3 dk - **1.0.407.06.3**

TMV 3
Scheme

HP

LP

WRAS

WEB LINK

www.radacontrols.com/215-t3dk

COMPLEMENTARY PRODUCTS

PAGE

Rada Timed Flow Taps

68 - 75

Rada Pulse Range

94 - 105

Rada Basin Spouts

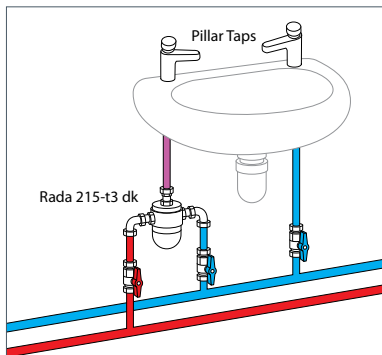
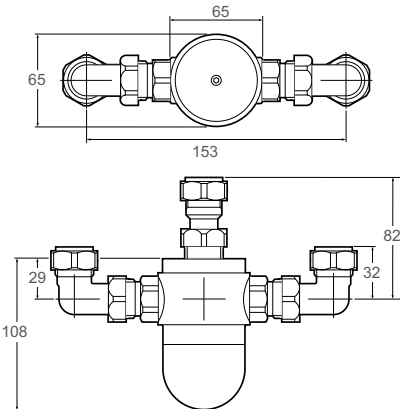
81 - 83

PRODUCT DESCRIPTION

½" thermostatic mixing valve incorporating Radatherm service-free cartridge, check valves and strainers. Supplied with ½" flat faced union connectors terminating in 15 mm compression connections.

- Buildcert TMV3 Scheme Approved
- Suitable for 'under-basin' or duct installation
- Features the unique patented 'Radatherm' service-free cartridge
- Complete with check valves and strainers
- Tamperproof temperature setting (locked cap)
- Connections: (Inlets & Outlet) ½" flat-faced male union. Note: 2 elbows and 1 straight union connector are supplied, terminating in 15mm compression connections

DIMENSIONS (mm) AND INSTALLATION



RADA MEYNELL 15/3



PRODUCT INFORMATION

PRODUCT CODE

Rada Meynell 15/3 - **PESM0620J**

TMV 3
Scheme

HP

LP

WRAS

WEB LINK

www.radacontrols.com/153

COMPLEMENTARY PRODUCTS

PAGE

Rada Timed Flow Taps

68 - 75

Rada Pulse Range

94 - 105

Rada Basin Spouts

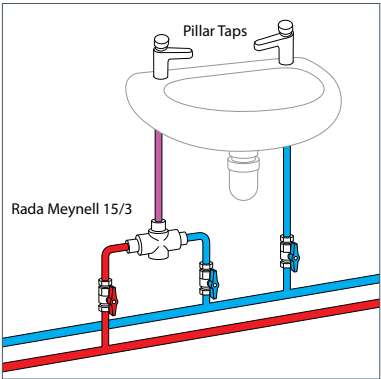
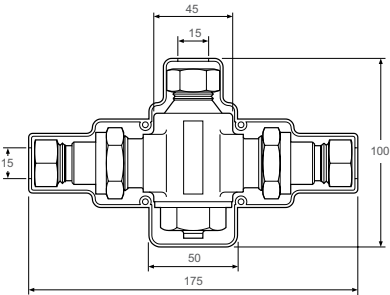
81 - 83

PRODUCT DESCRIPTION

½" point of use thermostatic mixing valve. Supplied complete with white plastic outer casing and integral check valves and strainers.

- Buildcert TMV3 Scheme Approved
- Suitable for 'under-basin' or duct installation
- Supplied in white easy-clean casing
- Complete with integral check valves and strainers
- Connections: (Inlets and Outlet) 15mm compression

DIMENSIONS (mm) AND INSTALLATION



RADA T1 100 TIMED FLOW PILLAR TAP

Hot/Cold



PRODUCT INFORMATION

PRODUCT CODE

Rada T1 100 - **2.1762.056**

HP

LP



WRAS

KIWA

WEB LINK

www.radacontrols.com/t1100

COMPLEMENTARY PRODUCTS

PAGE

Rada Meynell 15/3

67

Rada 215-t3dk

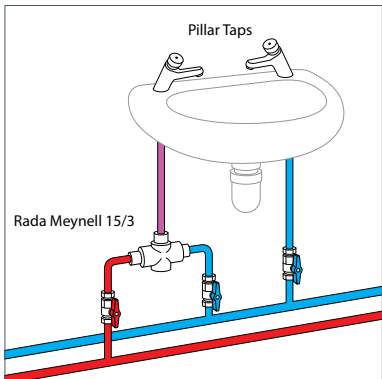
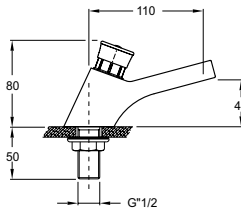
66

PRODUCT DESCRIPTION

Basin mounted push button tap with 12 (±3) seconds time flow for use on basins or counter tops.

- Water saving
- Robust design
- Easy to service one piece cartridge
- Fits standard washbasins and tap holes
- Soft closing action
- Adjustable flow rate
- ½" BSP flat face inlet
- Red or blue temperature indicator included

DIMENSIONS (mm) AND INSTALLATION



RADA T1 140 TIMED FLOW BIB TAP

Hot/Cold



PRODUCT INFORMATION

PRODUCT CODE

Rada T1 140 - **2.1762.057**

HP

LP



WRAS

KIWA

WEB LINK

www.radacontrols.com/t1140

COMPLEMENTARY PRODUCTS

PAGE

Rada Meynell 15/3

67

Rada 215-t3 dk

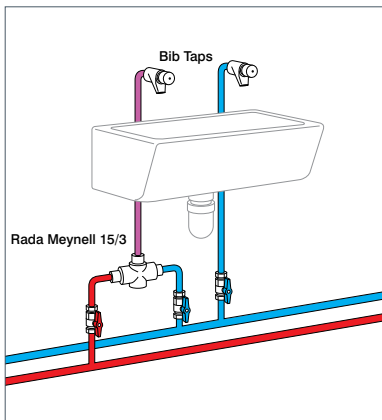
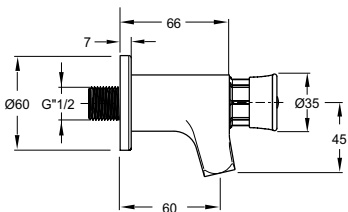
66

PRODUCT DESCRIPTION

Wall mounted push button flow control tap with 12 (± 3) seconds time flow.

- Water saving
- Robust design
- Easy to service one piece cartridge
- Soft closing action
- Adjustable flow rate
- ½" BSP flat face inlet
- Red or blue temperature indicator included

DIMENSIONS (mm) AND INSTALLATION



RADA T1 145 TIMED FLOW BIB TAP - EXTENDED Hot/Cold



PRODUCT INFORMATION

PRODUCT CODE

Rada T1 145 - **2.1762.058**

WEB LINK

www.radacontrols.com/t1145

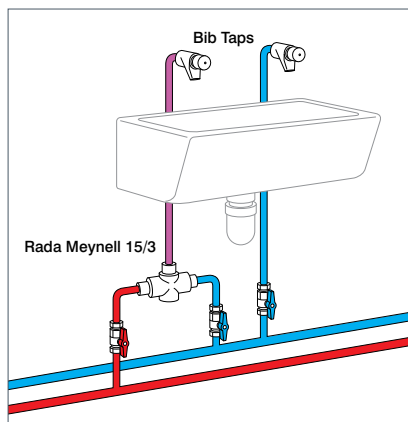
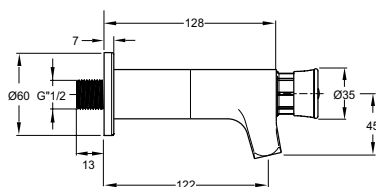
COMPLEMENTARY PRODUCTS	PAGE
Rada Meynell 15/3	67
Rada 215-t3dk	66

PRODUCT DESCRIPTION

Extended wall mounted push button flow control tap with 12 (± 3) seconds time flow.

- Water saving
- Robust design
- Easy to service one piece cartridge
- Soft closing action
- Adjustable flow rate
- ½" BSP flat face inlet
- Red or blue temperature indicator included

DIMENSIONS (mm) AND INSTALLATION



RADA T2 100 TIMED FLOW PILLAR TAP

Hot & Cold



PRODUCT INFORMATION

PRODUCT CODE

Rada T2 100 - **2.1762.064 - hot**

Rada T2 100 - **2.1762.065 - cold**

HP

LP



WRAS

KIWA

WEB LINK

www.radacontrols.com/t2100h

www.radacontrols.com/t2100c

COMPLEMENTARY PRODUCTS

PAGE

Rada Meynell 15/3

67

Rada 215-t3dk

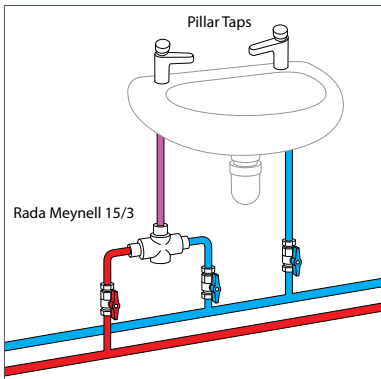
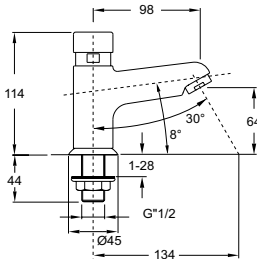
66

PRODUCT DESCRIPTION

Basin mounted push button tap with 12 (±3) seconds time flow for use on basins or counter tops.

- Water saving
- Aesthetic robust design
- Easy to service one piece cartridge
- Fits standard washbasins and tap hole
- Soft closing action
- Adjustable flow rate
- ½" BSP flat face inlet

DIMENSIONS (mm) AND INSTALLATION



RADA T2 140 TIMED FLOW BIB TAP

Hot & Cold



PRODUCT INFORMATION

PRODUCT CODE

Rada T2 140 - **2.1762.066** - hot

Rada T2 140 - **2.1762.067** - cold

HP

LP



WRAS

KIWA

WEB LINK

www.radacontrols.com/t2140h

www.radacontrols.com/t2140c

COMPLEMENTARY PRODUCTS

PAGE

Rada Meynell 15/3

67

Rada 215-t3dk

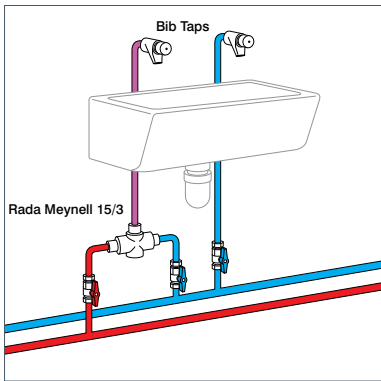
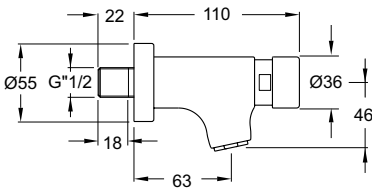
66

PRODUCT DESCRIPTION

Wall mounted push button tap with 12 (±3) seconds time flow for use on basins or counter tops.

- Water saving
- Aesthetic robust design
- Easy to service one piece cartridge
- Soft closing action
- Adjustable flow rate
- ½" BSP flat face inlet

DIMENSIONS (mm) AND INSTALLATION



RADA T2 145 TIMED FLOW BIB TAP
- EXTENDED Hot & Cold



PRODUCT INFORMATION

PRODUCT CODE

Rada T2 145 - **2.1762.068** - hot

Rada T2 145 - **2.1762.069** - cold

HP

LP



WRAS

KIWA

WEB LINK

www.radacontrols.com/t2145h

www.radacontrols.com/t2145c

COMPLEMENTARY PRODUCTS

PAGE

Rada Meynell 15/3

67

Rada 215-t3dk

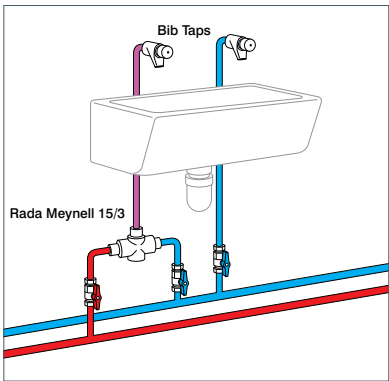
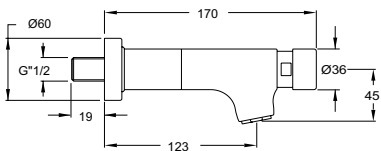
66

PRODUCT DESCRIPTION

Extended wall mounted push button tap with 12 (±3) seconds time flow for use on basins or counter tops.

- Water saving
- Aesthetic robust design
- Easy to service one piece cartridge
- Soft closing action
- Adjustable flow rate
- ½" BSP flat face inlet

DIMENSIONS (mm) AND INSTALLATION



RADA T4 100 TIMED FLOW PILLAR TAP

Hot & Cold



PRODUCT INFORMATION

PRODUCT CODE

Rada T4 100 - **2.1762.080** - hot

Rada T4 100 - **2.1762.081** - cold



WEB LINK

www.radacontrols.com/t4100h

www.radacontrols.com/t4100c

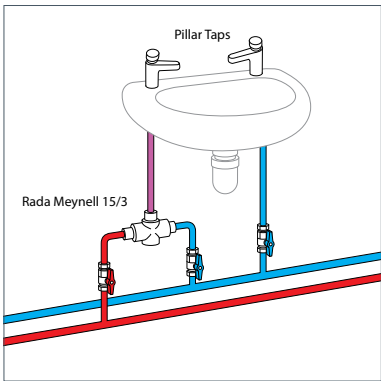
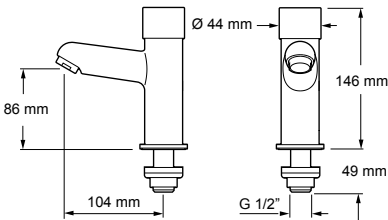
COMPLEMENTARY PRODUCTS	PAGE
Rada Meynell 15/3	67
Rada 215-t3dk	66

PRODUCT DESCRIPTION

Contemporary deck/basin mounted push button tap with adjustable flow rate and duration (5 - 20 seconds) for use on basins or counter tops.

- Easily adjustable flow and time
- Water saving
- Aesthetic robust design
- Easy to service one piece cartridge
- Fits standard washbasin and tap holes
- Soft closing action
- ½" BSP flat face inlet

DIMENSIONS (mm) AND INSTALLATION



RADA T4 105 TIMED FLOW PILLAR TAP

Hot & Cold



PRODUCT INFORMATION

PRODUCT CODE

Rada T4 105 - **2.1762.077 - hot**

Rada T4 105 - **2.1762.078 - cold**



WEB LINK

www.radacontrols.com/t4105h

www.radacontrols.com/t4105c

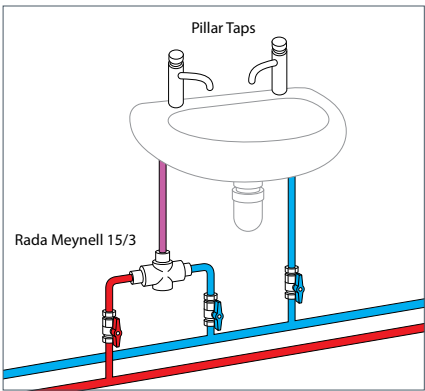
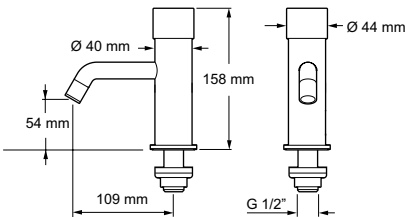
COMPLEMENTARY PRODUCTS	PAGE
Rada Meynell 15/3	67
Rada 215-t3dk	66

PRODUCT DESCRIPTION

Contemporary deck/basin mounted push button tap with adjustable flow rate and duration (5 - 20 seconds) for use on basins or counter tops.

- Easily adjustable flow and time.
- Water saving
- Aesthetic robust design
- Easy to service one piece cartridge
- Fits standard washbasin and tap holes
- Soft closing action
- ½" BSP flat face inlet

DIMENSIONS (mm) AND INSTALLATION



RADA T4 120 TIMED FLOW MIXER TAP



PRODUCT INFORMATION

PRODUCT CODE

Rada T4 120 - **2.1762.082**

HP



WRAS

KIWA

WEB LINK

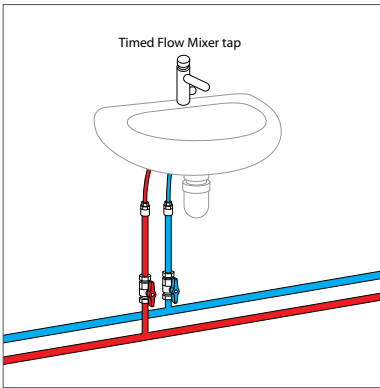
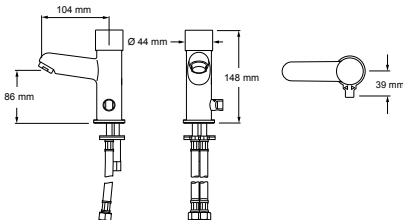
www.radacontrols.com/t4120

PRODUCT DESCRIPTION

Contemporary deck/basin mounted push button mixer tap with adjustable flow rate and duration (5 - 20 seconds) for use on basins or counter tops.

- Easily adjustable flow and time.
- Water saving
- Aesthetic robust design
- Easy to service one piece cartridge
- Fits standard washbasin and tap holes
- Soft closing action
- ½" BSP flat face inlet

DIMENSIONS (mm) AND INSTALLATION





RADA T4 125 TIMED FLOW MIXER TAP



PRODUCT INFORMATION

PRODUCT CODE

Rada T4 125 - **2.1762.079**

HP		WRAS	KIWA
----	--	------	------

WEB LINK

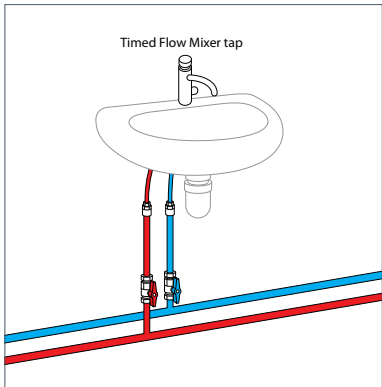
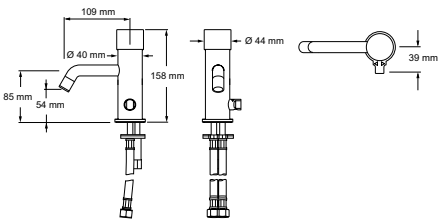
www.radacontrols.com/t4125

PRODUCT DESCRIPTION

Contemporary deck/basin mounted push button tap with adjustable flow rate and duration (5 - 20 seconds) for use on basins or counter tops.

- Easily adjustable flow and time.
- Water saving
- Aesthetic robust design
- Easy to service one piece cartridge
- Fits standard washbasin and tap holes
- Soft closing action
- ½" BSP flat face inlet

DIMENSIONS (mm) AND INSTALLATION



RADA TL 100 LEVER OPERATED
TIMED FLOW PILLAR TAP



PRODUCT INFORMATION

PRODUCT CODE

Rada TL 100 - **2.1762.085**

HP

LP



WRAS

KIWA

WEB LINK

www.radacontrols.com/tl100

COMPLEMENTARY PRODUCTS

PAGE

Rada Meynell 15/3

67

Rada 215-t3 dk

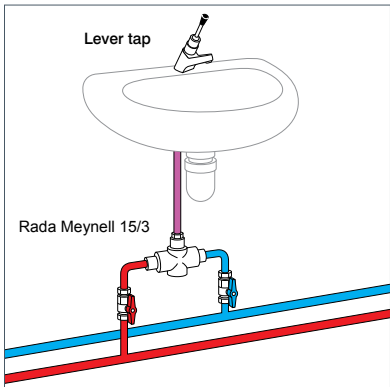
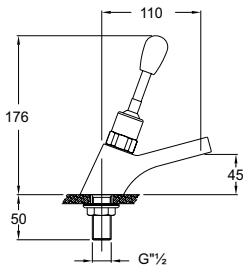
66

PRODUCT DESCRIPTION

Lever operated basin mounted tap with 12 (±3) second time flow for use on basins or counter tops.

- Water saving
- Robust design
- Easy to service one piece cartridge
- Fits standard washbasins and tap holes
- Soft closing action
- Adjustable flow rate
- ½" BSP flat face inlet

DIMENSIONS (mm) AND INSTALLATION



RADA TL 195 KNEE OPERATED TIMED FLOW VALVE



PRODUCT INFORMATION

PRODUCT CODE

Rada TL 195 - **2.1762.094**

HP	LP		WRAS	KIWA
----	----	--	------	------

WEB LINK

www.radacontrols.com/tl195

COMPLEMENTARY PRODUCTS

Rada Meynell 15/3	67
Rada 215-t3 dk	66

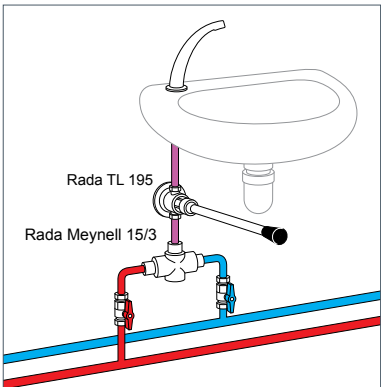
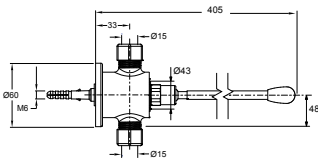
PAGE

PRODUCT DESCRIPTION

Knee operated time flow control for use under basins where there is a requirement to avoid hand control with 12 (±3) second time flow.

- Water saving
- Robust design
- Easy one piece cartridge for servicing
- Soft closing action
- Adjustable flow rate
- 15mm compression connections

DIMENSIONS (mm) AND INSTALLATION



RADA TRIPPOINT-F™



PRODUCT INFORMATION

PRODUCT CODE

Rada Tripoint-F™ 3 in 1 Electronic Mixer Tap
2.1658.011



WEB LINK

www.radacontrols.com/tripoint-f

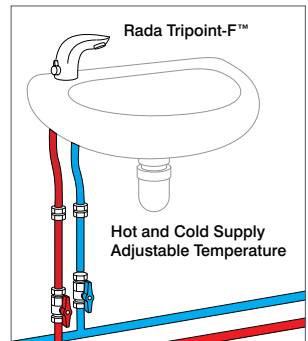
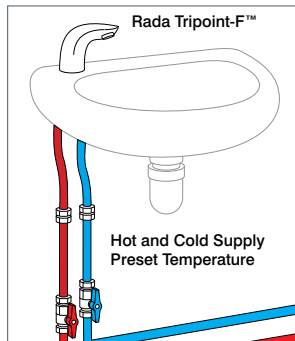
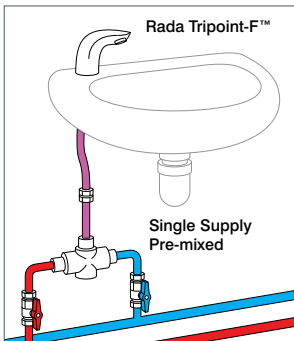
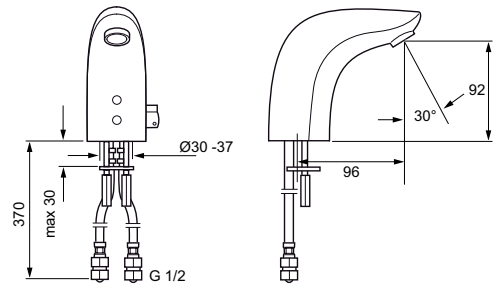
COMPLEMENTARY PRODUCTS	PAGE
Rada Meynell 15/3	67
Rada 215-t3dk	66

PRODUCT DESCRIPTION

Non-touch basin tap with a temperature adjustment control (as a factory default). Battery operated 6V. Flow controller (6 l/min) enables low water consumption (0.51 l/instance of use).

- Non-touch activated basin tap
- 3-in-1 product: can be installed with pre-mixed supply, or with hot and cold supply - with or without temperature adjustment (non-thermostatic)
- Factory preset: no adjustments needed after installation
- Battery operated: no need for an electrician
- In-line filters and self cleaning diaphragm
- Commercial aerator/straightener - vandal resistant for longlasting use
- Connections: ½" BSP

DIMENSIONS (mm) AND INSTALLATION



RADA SP WD100
DECK MOUNTED BASIN SPOUT Low



PRODUCT INFORMATION

PRODUCT CODE

Rada SP WD100 - **1.1503.726**
Deck Mounted Basin Spout Low



WEB LINK

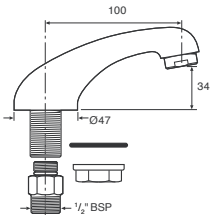
www.radacontrols.com/spwd100

PRODUCT DESCRIPTION

A deck mounted basin spout with 100mm throw supplied complete with 5 l/min flow regulator (optional flow straightener also supplied).

- Durable polished chrome finish
- Easy to install

DIMENSIONS (mm)



RADA SP WD110
DECK MOUNTED BASIN SPOUT



PRODUCT INFORMATION

PRODUCT CODE

Rada SP WD110 - **1.1503.727**
Deck Mounted Basin Spout Low



WEB LINK

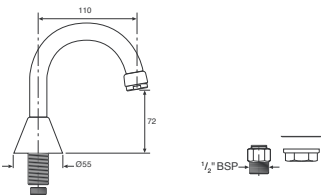
www.radacontrols.com/spwd110

PRODUCT DESCRIPTION

A deck mounted basin spout with 110mm throw supplied complete with 5 l/min flow regulator (optional flow straightener also supplied).

- Durable polished chrome finish
- Easy to install

DIMENSIONS (mm)



RADA SP W150
WALL MOUNTED BASIN SPOUT



PRODUCT INFORMATION

PRODUCT CODE

Rada SP W150 - **1.1503.729**
Wall Mounted Basin Spout

HP

LP

WEB LINK

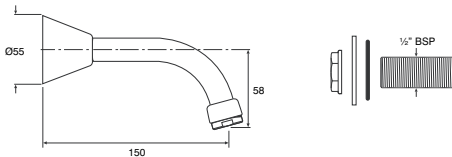
www.radacontrols.com/spw150

PRODUCT DESCRIPTION

A wall mounted basin spout with 150mm throw supplied complete with 5 l/min flow regulator (optional flow straightener also supplied).

- Durable polished chrome finish
- Easy to install

DIMENSIONS (mm)



RADA SP W190
WALL MOUNTED BASIN SPOUT Long



PRODUCT INFORMATION

PRODUCT CODE

Rada SP W190 - **1.1503.730**
Wall Mounted Basin Spout Long

HP

LP

WEB LINK

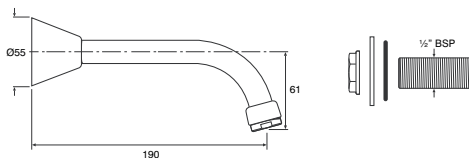
www.radacontrols.com/spw190

PRODUCT DESCRIPTION

A wall mounted basin spout with 190mm throw supplied complete with 5 l/min flow regulator (optional flow straightener also supplied).

- Durable polished chrome finish
- Easy to install

DIMENSIONS (mm)



RADA SP W150X
WALL MOUNTED BASIN SPOUT



PRODUCT INFORMATION

PRODUCT CODE

Rada SP W150X - **1.1503.731**
Wall Mounted Spout

HP LP

WEB LINK

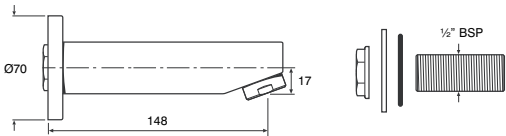
www.radacontrols.com/spw150x

PRODUCT DESCRIPTION

A wall mounted basin spout with 150mm throw supplied complete with 5 l/min flow regulator (optional flow straightener also supplied).

- Durable polished chrome finish
- Easy to install
- Connections: 1/2" BSP

DIMENSIONS (mm)





RADA ELECTRONIC WASHROOM CONTROLS

The electronic washroom control range allows system designers to achieve outstanding performance while still meeting sustainability and water-saving goals.

Designed for commercial washroom applications they provide reliable water flow management for hand washing, showering and urinal flushing applications, all operated by non-touch sensors for increased levels of hygiene. The range includes everything from an individual outlet control through to a full 10-outlet system. These can be combined to suit any hand washing, showering and urinal flushing configuration and they are complemented by a full selection of ancillary products.

CONTENTS

86	Rada 120 Mono-Control System	96	Rada Pulse Isolating Key Switch
87	Rada 129 Mono-Control System	97	Rada Pulse Operating Key Switch
88	Rada 124 Mono-Control System	98	Rada Pulse Relay Box
89	Rada 122 Mono-Control System	99	Rada Pulse 120 Operating System
90	Rada 125 Mono-Control System	100	Rada Pulse 129 Operating System
91	Rada 126 Mono-Control System	101	Rada LR Operating System
92	Rada Universal Transformer	102	Rada Pulse 124 Operating System
93	Rada PT220 Transformer	103	Rada Pulse 122 Operating System
94	Rada Pulse Control Box	104	Rada Pulse 125 Operating System
95	Rada Pulse Hand Held Programmer	105	Rada Pulse 126 Operating System

RADA 120 MONO-CONTROL SYSTEM

For Hand Washing or Showering



PRODUCT INFORMATION

PRODUCT CODE

Rada Mono-Control System MC120 - **1.1495.009**



WEB LINK

www.radacontrols.com/mono120

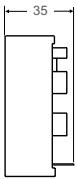
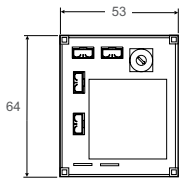
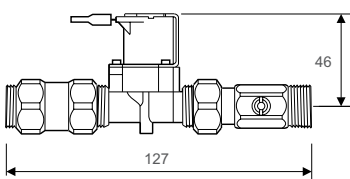
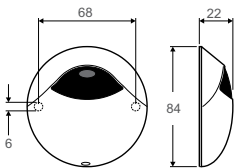
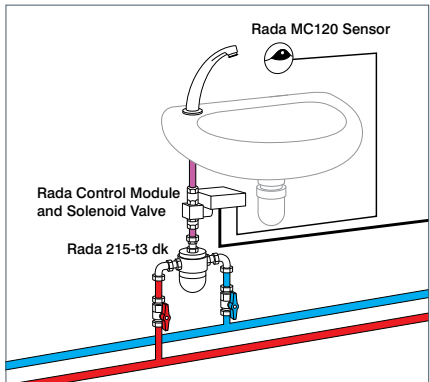
COMPLEMENTARY PRODUCTS	PAGE
Rada PT220 Transformer	93
Rada Universal Transformer	92
Rada Meynell 15/3	67
Rada 215-t3c	48
Rada VR Showerheads	117-123
Rada VR2 Showerheads	117-119
Rada SP W150	82
Rada SP WD100	81

PRODUCT DESCRIPTION

Each outlet to be served by one Rada Mono-Control System MC120 wall mounted flow control. Complete with chrome plated concealed active infra-red sensor, control module and ½" solenoid valve with isolator and filter.

- Hygienic non-touch control
- Wall mounted sensor for 'non-touch' control of a single wash basin or shower
- Economy and flexibility – timing can be programmed to suit application
- All elements linked via safe extra low voltage supply (12V)

DIMENSIONS (mm) AND INSTALLATION



RADA 129 MONO-CONTROL SYSTEM

For Hand Washing or Showering



PRODUCT INFORMATION

PRODUCT CODE

Rada Mono-Control System MC129 - **1.1495.014**

HP

LP



WRAS

WEB LINK

www.radacontrols.com/mono129

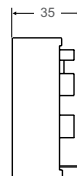
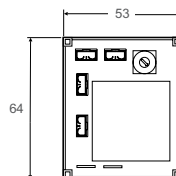
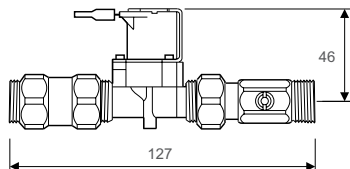
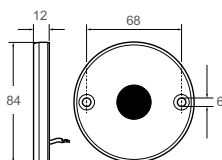
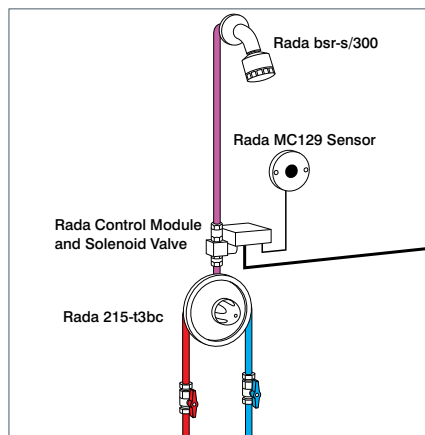
COMPLEMENTARY PRODUCTS	PAGE
Rada PT220 Transformer	93
Rada Universal Transformer	92
Rada Meynell 15/3 - Mixing Valve	67
Rada 215-t3c - Mixing Valve	48
Rada VR Showerheads	117-123
Rada VR2 Showerheads	117-119
Rada bsr-s/300 - Shower Fitting	130
Rada SP W150	82
Rada SP WD100	81

PRODUCT DESCRIPTION

Each outlet to be served by one Rada Mono-Control System MC129 wall mounted flow control. Complete with chrome plated active infra-red sensor, control module and ½" solenoid valve with isolator and filter.

- Hygienic non-touch control
- Wall mounted sensor for 'non-touch' control of a single wash basin or shower
- Chrome plated metal alloy sensor – for more robust applications
- Economy and flexibility – timing can be programmed to suit application
- All elements linked via safe extra low voltage supply (12V)

DIMENSIONS (mm) AND INSTALLATION



RADA 124 MONO-CONTROL SYSTEM

For Hand Washing



PRODUCT INFORMATION

PRODUCT CODE

Mono-Control System MC124 - **1.1495.011**

HP

LP



WRAS

WEB LINK

www.radacontrols.com/mono124

COMPLEMENTARY PRODUCTS

PAGE

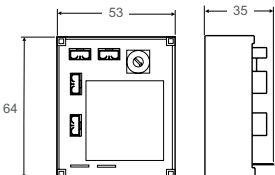
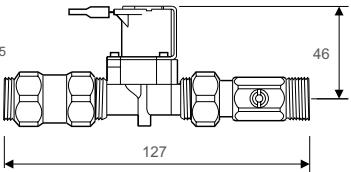
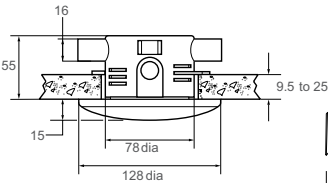
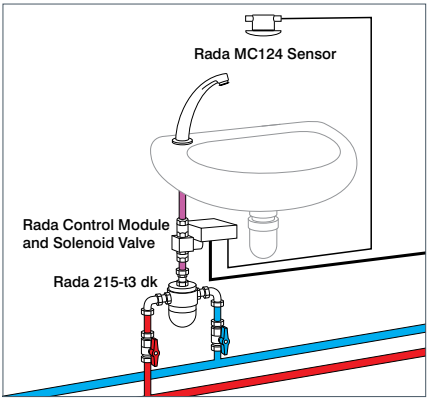
Rada PT220 Transformer	93
Rada Universal Transformer	92
Rada SP W150	82
Rada SP WD100	81
Rada Meynell 15/3	67
Rada 215-T3 dk	66

PRODUCT DESCRIPTION

Each washbasin to be served by one Rada Mono-Control System MC124 ceiling mounted flow control. Complete with concealed passive infra-red sensor, control module and ½" solenoid valve with isolator and filter.

- Hygienic non-touch control
- Ceiling mounted sensor for 'non-touch' control of individual wash basins
- Economy and flexibility – timing can be programmed to suit application
- All elements linked via safe extra low voltage supply (12V)

DIMENSIONS (mm) AND INSTALLATION



RADA 122 MONO-CONTROL SYSTEM

For Urinal Flushing



PRODUCT INFORMATION

PRODUCT CODE

Mono-Control System MC122 - **1.1495.010**

HP

LP



WRAS

WEB LINK

www.radacontrols.com/mono122

COMPLEMENTARY PRODUCTS

PAGE

Rada PT220 Transformer

93

Rada Universal Transformer

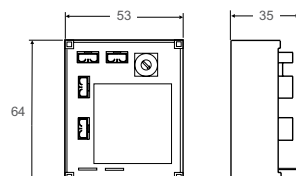
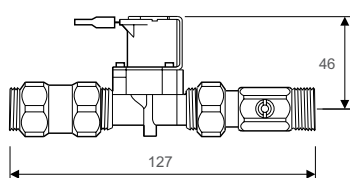
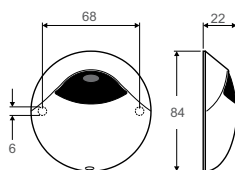
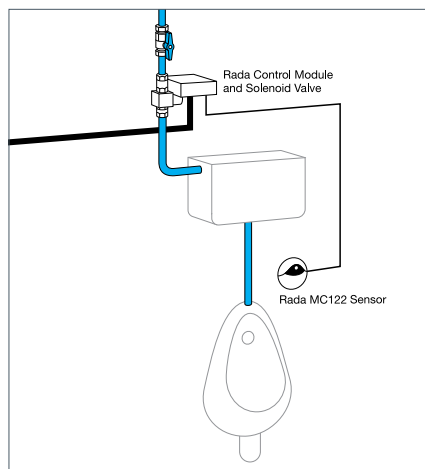
92

PRODUCT DESCRIPTION

Each urinal bowl to be served by one Rada Mono-Control System MC122 wall mounted flushing control. Complete with active infra-red sensor, control module and ½" solenoid valve with isolator and filter.

- Hygienic non-touch control
- Wall mounted sensor for 'non-touch' control of a single urinal
- Programmable flush times provides flexibility and greater economy
- Automatic duty flush when building unoccupied
- All elements linked via safe extra low voltage supply (12V)

DIMENSIONS (mm) AND INSTALLATION



RADA 125 MONO-CONTROL SYSTEM

For Urinal Flushing



PRODUCT INFORMATION

PRODUCT CODE

Mono-Control System MC125 - **1.1495.012**

HP

LP



WRAS

WEB LINK

www.radacontrols.com/mono125

COMPLEMENTARY PRODUCTS

PAGE

Rada PT220 Transformer

93

Rada Universal Transformer

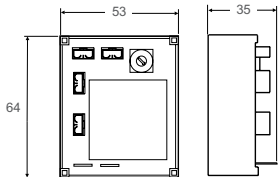
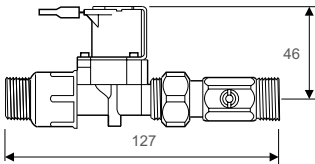
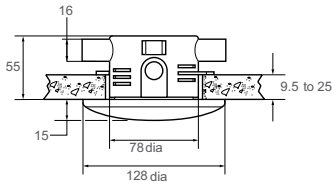
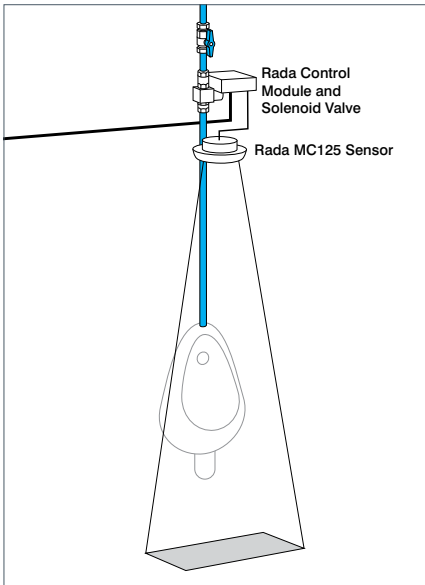
92

PRODUCT DESCRIPTION

Each urinal bowl to be served by one Rada Mono-Control System MC125 ceiling mounted flow control. Complete with concealed passive infra-red sensor, control module and 1/2" solenoid valve with isolator and filter.


- Hygienic non-touch control
- Ceiling mounted sensor for 'non-touch' control of a single urinal
- Programmable flush times provides flexibility and greater economy
- Automatic duty flush when building unoccupied
- All elements linked via safe extra low voltage supply (12V)

DIMENSIONS (mm) AND INSTALLATION



RADA 126 MONO-CONTROL SYSTEM

For Urinal Flushing



PRODUCT INFORMATION

PRODUCT CODE

Mono-Control System MC126 - **1.1495.013**

HP

LP



WRAS

WEB LINK

www.radacontrols.com/mono126

COMPLEMENTARY PRODUCTS

PAGE

Rada PT220 Transformer

93

Rada Universal Transformer

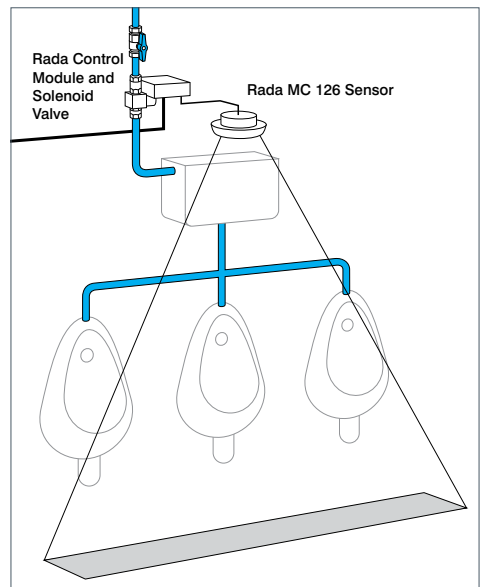
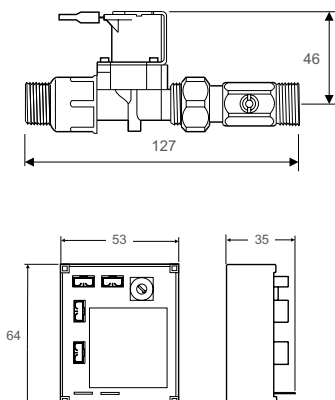
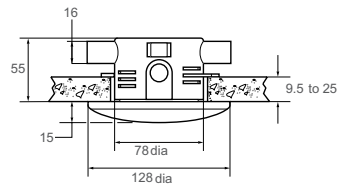
92

PRODUCT DESCRIPTION

Each group of urinal bowls - up to three - to be served by one Rada Mono-Control System MC126 ceiling mounted flow control. Complete with concealed passive infra-red sensor, control module and ½" solenoid valve with isolator and filter.

- Hygienic non-touch control
- Ceiling mounted sensor for 'non-touch' control of a group of urinals
- Programmable flush times provides flexibility and greater economy
- Automatic duty flush when building unoccupied
- All elements linked via safe extra low voltage supply (12V)

DIMENSIONS (mm) AND INSTALLATION



RADA UNIVERSAL TRANSFORMER



PRODUCT INFORMATION

PRODUCT CODE

Rada Universal 12 V AC Transformer
2.1.093.72.2

WEB LINK

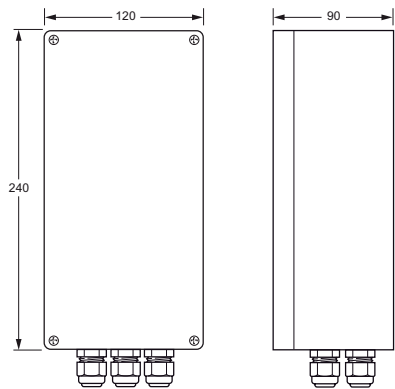
www.radacontrols.com/unitrans

PRODUCT DESCRIPTION

DIMENSIONS (mm)

The Rada Universal 12 V AC Transformer is designed to supply 12 V AC to a maximum of 16 Rada Mono Control Systems. The transformer enclosure is water resistant and intended for wall mounting to a suitable flat dry surface. It is intended for permanent connection to the fixed electrical wiring of the mains electric system. A 2 metre length of 230 V supply cable is supplied pre-connected within the box. Safe, low-voltage 12 V AC output is fuse protected internally.

- Designed to provide safe, low voltage 12 V AC supply to up to 16 Rada Mono-Control Systems
- Fuse protected internally
- Supplied with 2 m length of pre-connected supply cable



RADA PT220 TRANSFORMER



PRODUCT INFORMATION

PRODUCT CODE

Rada PT220 Transformer - **2.1.093.53 .3**

WEB LINK

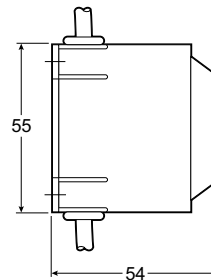
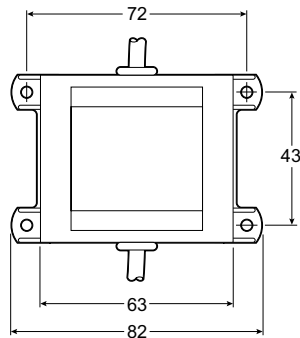
www.radacontrols.com/pt220trans

PRODUCT DESCRIPTION

12V transformer for use with individual Mono-Control systems.

- Designed to complement Rada Mono-Control Systems
- Increased safety (Thermal trip in-built)
- CE compliant
- Approved to BS60742

DIMENSIONS (mm)



RADA PULSE CONTROL BOX



PRODUCT INFORMATION

PRODUCT CODE

Rada Pulse Control Box - **2.1.093.79.3**



WEB LINK

www.radacontrols.com/pulsebox

COMPLEMENTARY PRODUCTS

PAGE

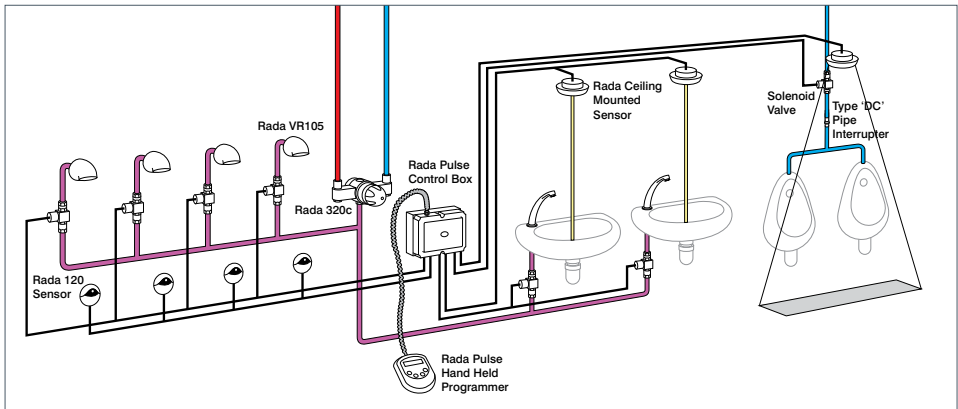
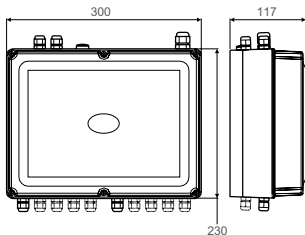
Rada Hand Held Programmer	95
Rada Pulse Isolating Key Switch	96
Rada Pulse Operating Key Switch	97
Rada Pulse Relay Box	98

PRODUCT DESCRIPTION

A complete washroom system control unit with 12 V transformer capable of controlling up to 10 Rada Pulse Operating Systems.

- Provides central control for complete washroom system
- Controls up to 10 individual showers, hand wash basins or urinals
- Integral 12 volt transformer
- Provides interface for auxiliary equipment e.g. pumps, ventilation fans or light systems
- Robust construction
- Compatible with all Rada Pulse Operating systems, sensors and solenoids

DIMENSIONS (mm) AND INSTALLATION



RADA PULSE HAND HELD PROGRAMMER



PRODUCT INFORMATION

PRODUCT CODE

Rada Pulse Hand Held Programmer
2.1.093.80.1



WEB LINK

www.radacontrols.com/pulseprog

COMPLEMENTARY PRODUCTS

PAGE

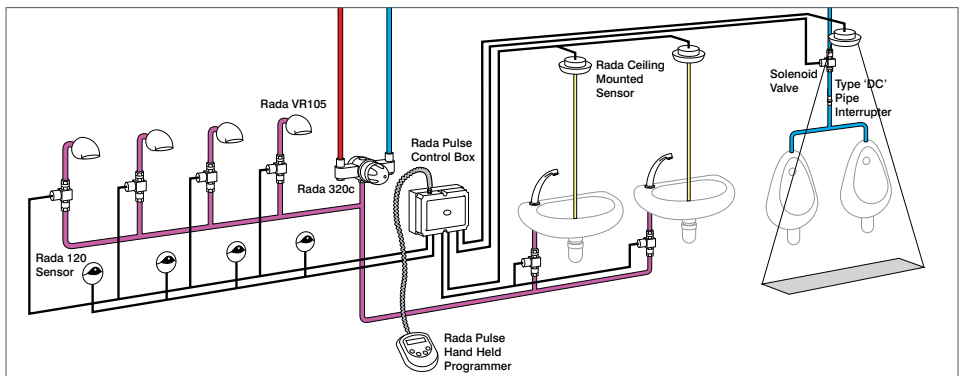
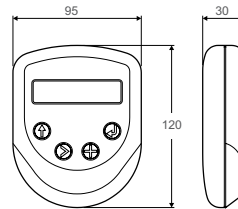
Rada Pulse Control Box	94
Rada Pulse Isolating Key Switch	96
Rada Pulse Operating Key Switch	97
Rada Pulse Relay Box	98

PRODUCT DESCRIPTION

With four touch sensitive buttons, two line alpha numeric display and 3.0 metres extendable coiled cable suitable for programming the Rada Pulse Control Box.

- Allows the user to program mode of operation, duty cycles and flow duration for individual outlets
- Flexible programming to ensure maximum economy
- Easy to follow menu
- Multi-lingual
- Easy to use 'copy and paste' facility to assist programming multiple outlets
- Fault finding facility

DIMENSIONS (mm) AND INSTALLATION



RADA PULSE ISOLATING KEY SWITCH



PRODUCT INFORMATION

PRODUCT CODE

Rada Pulse Isolating key Switch - **2.1495.080**



WEB LINK

www.radacontrols.com/pulseisokey

COMPLEMENTARY PRODUCTS

PAGE

Rada Pulse Control Box System

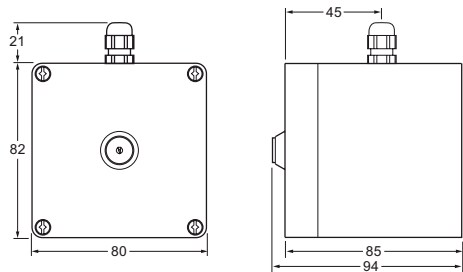
94

PRODUCT DESCRIPTION

Rada Pulse Isolating Key Switch for temporary disablement of Rada Pulse Control Box during cleaning or maintenance.

- Designed to be wired to the Rada Pulse Control Box
- Enables the temporary disabling of a Rada Pulse Washroom Control System during cleaning and maintenance periods
- For additional security, the key may only be removed when it's in the 'OFF' position

DIMENSIONS (mm) AND INSTALLATION



RADA PULSE OPERATING KEY SWITCH



PRODUCT INFORMATION

PRODUCT CODE

Rada Pulse Operating key Switch - **2.1495.081**



WEB LINK

www.radacontrols.com/pulsekey

COMPLEMENTARY PRODUCTS

PAGE

Rada Pulse Control Box System

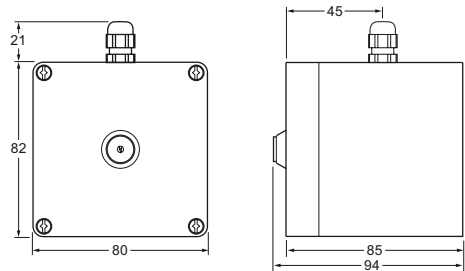
94

PRODUCT DESCRIPTION

Rada Pulse Operating Key Switch for the manual operation of multiple outlets by authorised key holders.

- Designed to be wired to the Rada Pulse Control Box
- Enables ON/OFF operation of the outlets, for such as group showers, for requisite period by authorised key holder
- For additional security, the key may only be removed when it's in the 'OFF' position

DIMENSIONS (mm) AND INSTALLATION



RADA PULSE RELAY BOX



PRODUCT INFORMATION

PRODUCT CODE

Rada Pulse Isolating key Switch - **2.1495.044**



WEB LINK

www.radacontrols.com/pulserelay

COMPLEMENTARY PRODUCTS

PAGE

Rada Pulse Control Box System

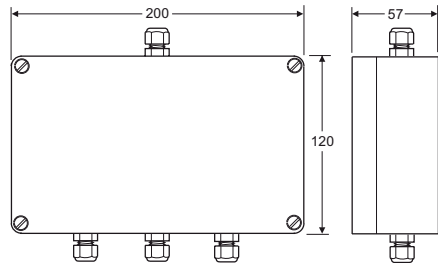
94

PRODUCT DESCRIPTION

Rada Pulse Relay Box for use with the Rada Pulse Washroom Control Box to provide three switched relays for operation of pumps, lights and fans.

- Designed to be connected to and controlled by the Rada Pulse Control Box
- Provides three switched relays which enable the Rada Pulse Control Box to be used to initiate the operation of such as pumps, lights and fans
- All three relay outputs are fuse protected

DIMENSIONS (mm) AND INSTALLATION



RADA PULSE 120 UNIVERSAL OPERATING SYSTEM

For Hand Washing or Showering



PRODUCT INFORMATION

PRODUCT CODE

Rada Pulse 120 Operating System - **1.1495.063**

HP

LP



WRAS

WEB LINK

www.radacontrols.com/pulse120

COMPLEMENTARY PRODUCTS

PAGE

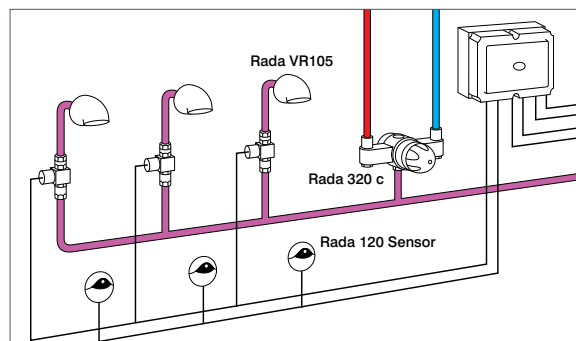
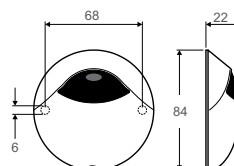
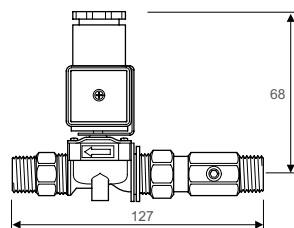
Rada Pulse Control Box	94
Rada Pulse Hand Held Programmer	95
Rada VR Showerheads	117 - 123
Rada VR2 Showerhead	117 - 119
Rada SP W150 Spout	82
Rada SP WD100 Spout	81

PRODUCT DESCRIPTION

Each outlet to be served by one Rada Pulse 120 Operating System with wall mounted 'no touch' flow control. Complete with active infra-red sensor and 1/2" solenoid valve with isolator and filter.

- Hygiene 'no-touch' control
- Suitable for showering and handwashing
- Wall mounted sensor for 'no-touch' control of a single wash basin or shower
- Economy and flexibility - timing can be programmed to suit application
- All elements linked via safe extra low voltage (12 Volts) supply
- For use with Rada Pulse Control Box system

DIMENSIONS (mm) AND INSTALLATION



RADA PULSE 129 UNIVERSAL OPERATING SYSTEM

For Hand Washing or Showering



PRODUCT INFORMATION

PRODUCT CODE

Rada Pulse 129 Operating System - **1.1495.068**



WEB LINK

www.radacontrols.com/pulse129

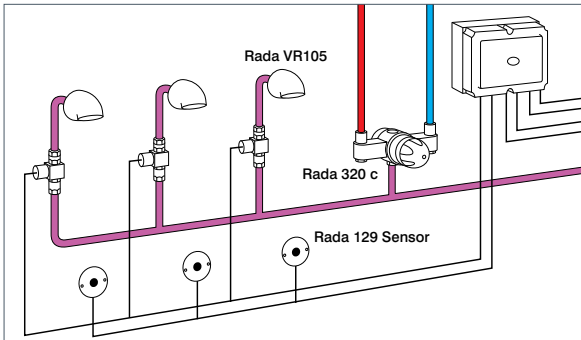
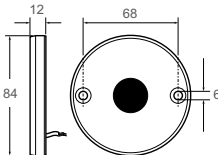
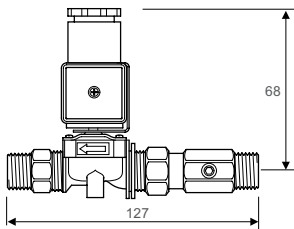
COMPLEMENTARY PRODUCTS	PAGE
Rada Pulse Control Box	94
Rada Pulse Hand Held Programmer	95
Rada VR Showerheads	117-123
Rada VR2 Showerhead	117-119
Rada SP W150 Spout	82
Rada SP WD100 Spout	81

PRODUCT DESCRIPTION

Each outlet to be served by one Rada Pulse 129 Operating System wall mounted 'no touch' flow control. Complete with chrome plated active infra-red sensor and 1/2" solenoid valve with isolator and filter.

- Hygiene 'no-touch' control
- Suitable for showering and handwashing
- Wall mounted sensor for 'no-touch' control of a single wash basin or shower
- Economy and flexibility - timing can be programmed to suit application
- All elements linked via safe extra low voltage (12 Volts) supply
- For use with Rada Pulse Control Box system

DIMENSIONS (mm) AND INSTALLATION



RADA LR OPERATING SYSTEM

For Hand Washing or Showering



PRODUCT INFORMATION

PRODUCT CODE

Rada LR Operating System - **1.1640.002**



WRAS

WEB LINK

www.radacontrols.com/lrops

COMPLEMENTARY PRODUCTS

PAGE

Rada LR Head

116

Rada Pulse Control Box System

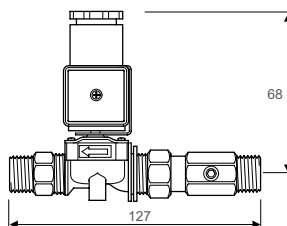
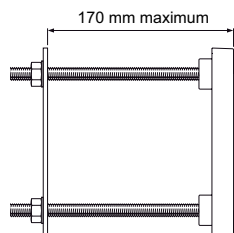
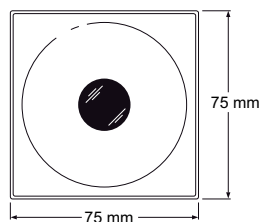
94

PRODUCT DESCRIPTION

Ligature resistant active infra-red sensor and ½" solenoid valve with isolator and filter.

- For use with the LR Head and Rada Pulse Control Box System
- Ideal for prisons and secure psychiatric facilities
- Designed to be recessed or built within the wall surface
- No-touch control of a washbasin or shower
- Economy and security - timing can be programmed for flow control and to prevent misuse

DIMENSIONS (mm)



RADA PULSE 124 OPERATING SYSTEM

For Hand Washing



PRODUCT INFORMATION

PRODUCT CODE

Rada Pulse 124 Operating System - **1.1495.065**



WEB LINK

www.radacontrols.com/pulse124

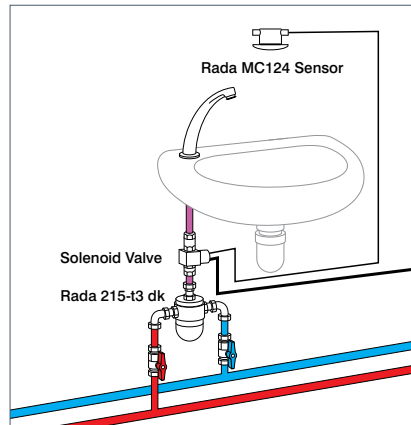
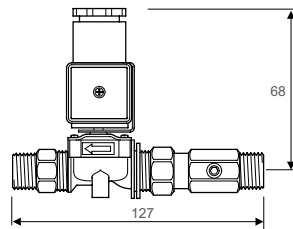
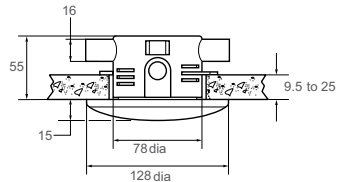
COMPLEMENTARY PRODUCTS	PAGE
Rada Pulse Control Box System	94
Rada Pulse Hand Held Programmer	95
Rada SP W150 Spout	82
RADA SP WD100 Spout	81

PRODUCT DESCRIPTION

Each outlet to be served by one Rada Pulse 124 Operating System ceiling mounted flow control. Complete with concealed passive infra-red sensor and 1/2" solenoid valve with isolator and filter.

- Hygiene 'no-touch' control
- Ceiling mounted sensor for 'no-touch' control of single washbasins
- Economy and flexibility - timing can be programmed to suit application
- All elements linked via safe extra low voltage (12 Volts) supply
- For use with Rada Pulse Control Box system

DIMENSIONS (mm) AND INSTALLATION



RADA PULSE 122 OPERATING SYSTEM

For Urinal Flushing



PRODUCT INFORMATION

PRODUCT CODE

Rada Pulse 122 Operating System - **1.1495.064**

HP

LP



WRAS

WEB LINK

www.radacontrols.com/pulse122

COMPLEMENTARY PRODUCTS

PAGE

Rada Pulse Control Box

94

Rada Pulse Hand Held Programmer

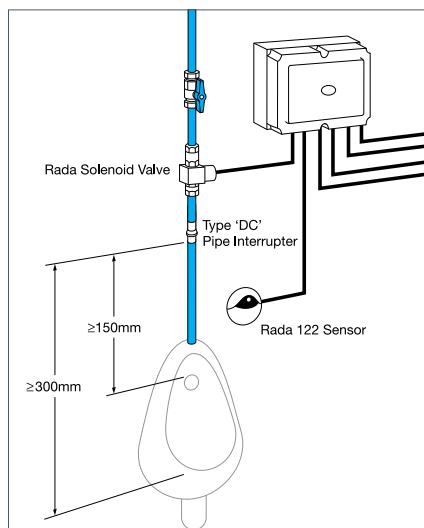
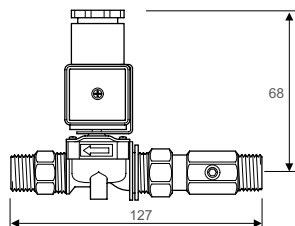
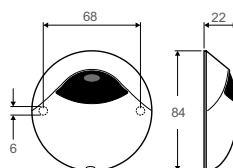
95

PRODUCT DESCRIPTION

Each urinal bowl to be served by one Rada Pulse 122 Operating System wall mounted flushing control. Complete with concealed active infra-red sensor and ½" solenoid valve with isolator and filter.

- Hygiene 'no-touch' automatic urinal flushing
- Wall mounted sensor for 'no-touch' control of a single urinal
- Programmable flush times provides flexibility and greater economy
- Automatic duty flush when building unoccupied
- All elements linked via safe extra low voltage (12 Volts) supply
- For use with Rada Pulse Control Box system

DIMENSIONS (mm) AND INSTALLATION



RADA PULSE 125 OPERATING SYSTEM

For Urinal Flushing



PRODUCT INFORMATION

PRODUCT CODE

Rada Pulse 125 Operating System - **1.1495.066**

HP	LP		WRAS
----	----	--	------

WEB LINK

www.radacontrols.com/pulse125

COMPLEMENTARY PRODUCTS	PAGE
------------------------	------

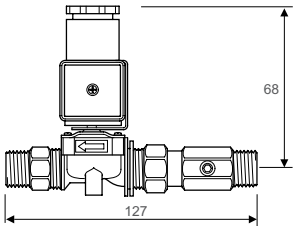
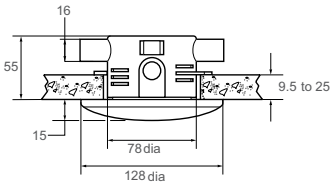
Rada Pulse Control Box	94
Rada Pulse Hand Held Programmer	95

PRODUCT DESCRIPTION

Each urinal bowl to be served by one Rada Pulse 125 Operating System ceiling mounted flow control. Complete with concealed passive infra-red sensor and 1/2" solenoid valve with isolator and filter.

- Hygiene 'no-touch' automatic urinal flushing
- Ceiling mounted sensor for 'no-touch' control of a single urinal
- Programmable flush times provides flexibility and greater economy
- Automatic duty flush when building unoccupied
- All elements linked via safe extra low voltage (12 Volts) supply
- For use with Rada Pulse Control Box system

DIMENSIONS (mm)



RADA PULSE 126 OPERATING SYSTEM

For Urinal flushing



PRODUCT INFORMATION

PRODUCT CODE

Rada Pulse 126 Operating System - **1.1495.067**

HP

LP



WRAS

WEB LINK

www.radacontrols.com/pulse126

COMPLEMENTARY PRODUCTS

PAGE

Rada Pulse Control Box

94

Rada Pulse Hand Held Programmer

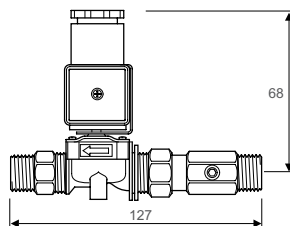
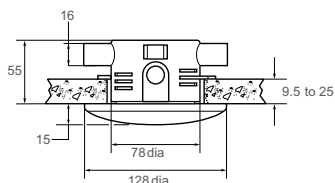
95

PRODUCT DESCRIPTION

Each group of up to three urinal bowls to be served by one Rada Pulse 126 Operating System ceiling mounted flow control. Complete with concealed passive infra-red sensor and ½" solenoid valve with isolator and filter.

- For group (up to three) urinal flushing
- Hygiene 'no-touch' automatic urinal flushing
- Ceiling mounted sensor for 'no-touch' control of a single urinal
- Programmable flush times provides flexibility and greater economy
- Automatic duty flush when building unoccupied
- All elements linked via safe extra low voltage (12 Volts) supply
- For use with Rada Pulse Control Box system

DIMENSIONS (mm)





RADA BATHING

Details on Rada’s specialised solutions for bathing and showering applications are featured here.

These include an under-bath thermostatic mixing valve (with TMV3 approval for use in high-risk applications) plus other products which reflect Rada’s technological capabilities such as a fully thermostatic and TMV3-approved bath and shower mixer. This section also features Rada’s bath spout range for use with pre-blended water. These versatile products allow the creation of genuinely bespoke bathing and showering solutions.

CONTENTS

108	Rada 222-T3 DK
109	Rada Autotherm-3 BSM
110	Rada SP T150 Wall Mounted Bath Spout Short
110	Rada SP T225 Wall Mounted Bath Spout Long

RADA 222 T3 DK



PRODUCT INFORMATION

PRODUCT CODE

Rada 222-t3 dk - **1.0.407.07.3**

TMV 3 Scheme	HP	LP	WRAS
-----------------	----	----	------

WEB LINK

www.radacontrols.com/222-t3dk

COMPLEMENTARY PRODUCTS

PAGE

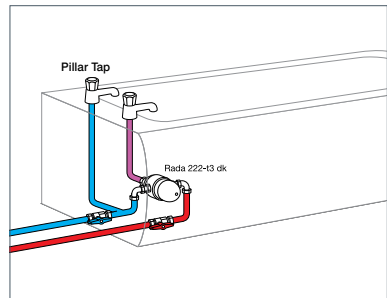
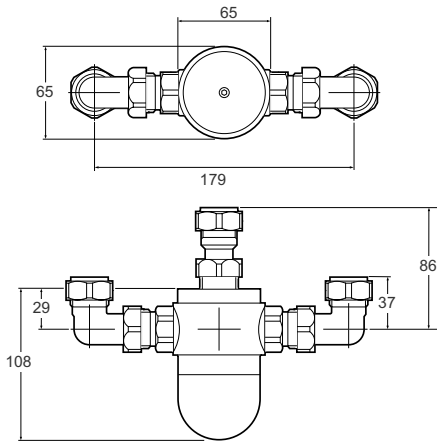
Rada Pulse Range	94-105
Rada Bath Spouts	110

PRODUCT DESCRIPTION

3/4" thermostatic mixing valve incorporating Radatherm service-free cartridge, check valves and strainers. Supplied with 3/4" flat faced union connectors terminating in 22mm compression connections.

- Buildcert TMV3 Scheme Approved
- Features the unique patented 'Radatherm' service-free cartridge
- Complete with check valves and strainers
- Connections: (Inlets & Outlet) 3/4" flat-faced male union. Note: 2 elbows and 1 straight union connector are supplied, terminating in 22mm compression connections

DIMENSIONS (mm) AND INSTALLATION





RADA AUTOTHERM-3 BSM



PRODUCT INFORMATION

PRODUCT CODE

Rada-Autotherm-3 BSM - **1.1533.110**

TMV 2

Scheme

TMV 3

Scheme

HP

LP

WRAS

WEB LINK

www.radacontrols.com/autotherm-3

COMPLEMENTARY PRODUCTS

PAGE

Rada Autotherm-3 EV - Bath Shower Fittings

131

Rada Autotherm-3 EV CAT5 -
Bath Shower Fittings

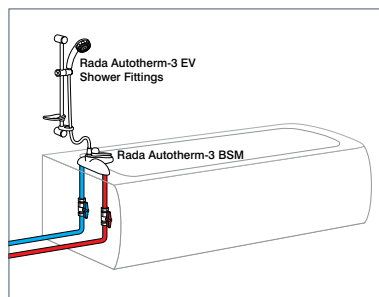
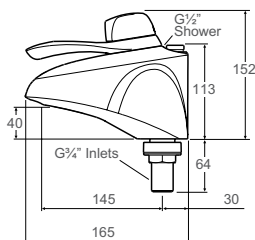
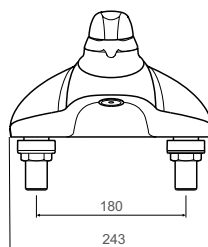
132

PRODUCT DESCRIPTION

Fully thermostatic bath and shower mixer, TMV 3 approved for both low and high pressure installation.

- Buildcert TMV3 Scheme Approved
- Buildcert TMV2 Scheme Approved
- The only bath shower mixer with the facility to deliver one maximum temperature for bathfill and another for showering
- It will automatically reset a safe maximum showering temperature where the higher bathfill temperature had already been set
- Easy 'above-the-bath maintenance' body removable from manifold for easy access to check valves and filters
- Supplied complete with service-free temperature and flow cartridges, check valves and flexible tails
- Connections: (Inlets to BSM body): ¾" BSP male at 180mm centres. Hot left, cold right.
- Inlets supplied with 0.5m long flexible hoses: 22mm compression fitting with isolating valves. (Shower Outlet): ½" BSP male

DIMENSIONS (mm) AND INSTALLATION



RADA SP T150

WALL MOUNTED BATH SPOUT Short



PRODUCT INFORMATION

PRODUCT CODE

Rada SP T150 - **1.1503.734**

HP

LP

WEB LINK

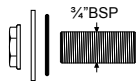
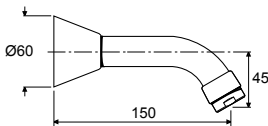
www.radacontrols.com/spt150

PRODUCT DESCRIPTION

A wall mounted bath spout with 150mm throw supplied complete with a flow straightener.

- Durable polished chrome finish
- Easy to install

DIMENSIONS (mm)



RADA SP T225

WALL MOUNTED BATH SPOUT Long



PRODUCT INFORMATION

PRODUCT CODE

Rada SP T225 - **1.1503.735**

HP

LP

WEB LINK

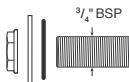
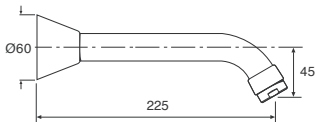
www.radacontrols.com/spt225

PRODUCT DESCRIPTION

A wall mounted bath spout with 225mm throw supplied complete with a flow straightener.

- Durable polished chrome finish
- Easy to install
- Connections: 3/4\"/>

DIMENSIONS (mm)







RADA SHOWER FITTINGS

This range of fixed and adjustable fittings allow Rada's customers to tailor each showering installation to suit the specific project in question.

Whether you require contemporary shower rail kits, vandal or ligature-resistant shower fittings or Category 5 compliant bath and shower mixer kits, Rada can provide the perfect shower fitting solution.

CONTENTS

114	Rada EV Shower Fittings	126	Rada SH13 Spray Head White
115	Rada Heavy Duty EV Shower Fittings	127	Rada SH15 Chrome
116	Rada LR Head	128	Rada SH15 Spray Head White
117	Rada VR2-RS	129	Rada SH16 Spray Head White
118	Rada VR2-ES	130	Rada BSR S 300 Chrome
119	Rada VR2-CC	131	Rada Autotherm-3 EV Shower Fittings
120	Rada VR 105	132	Rada Autotherm-3 EV CAT5 Shower Fittings
121	Rada VR 115	133	Rada BSM Shower Fittings
122	Rada VR 125		
123	Rada VR 145		
124	Rada ER S 310		
125	Rada SH13 Chrome		



RADA EV SHOWER FITTINGS



PRODUCT INFORMATION

PRODUCT CODE

Rada EV Shower Fittings - Chrome
2.1642.001

HP

LP

WRAS

WEB LINK

www.radacontrols.com/evfittings

COMPLEMENTARY PRODUCTS

PAGE

Rada RAC Accessory

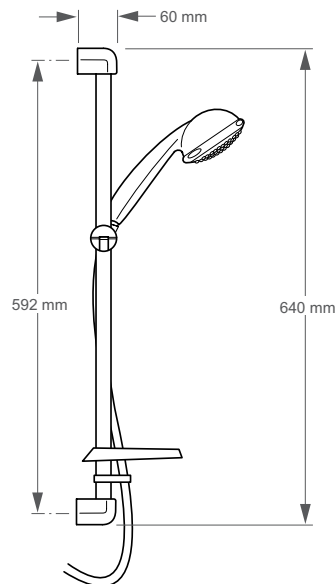
146

PRODUCT DESCRIPTION

Slide rail shower kit, supplied complete with 1.25m flexible hose, clamp bracket assembly, slide bar, end supports, soap dish, hose retaining ring and adjustable spray handset. Available in chrome finish. Suitable for connection to surface mounted shower controls.

- Easy to use - 5 function handset
- Suitable for high or low pressure plumbing systems
- RAC accessory available for built-in shower controls
- Connections: The shower hose terminates with a ½" BSP female thread

DIMENSIONS (mm)



RADA EV HEAVY DUTY SHOWER FITTINGS



PRODUCT INFORMATION

PRODUCT CODE

Rada EV Heavy Duty Shower Fittings - Chrome
2.1642.002

HP

LP

WRAS

WEB LINK

www.radacontrols.com/heavyduty

COMPLEMENTARY PRODUCTS

PAGE

Rada RAC Accessory

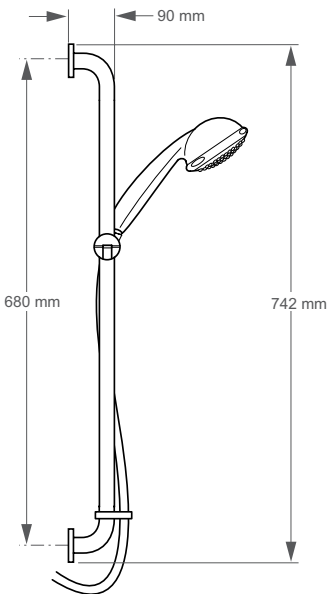
146

PRODUCT DESCRIPTION

Robust shower rail kit, supplied complete with 1.25 m flexible hose, clamp bracket assembly, hose retaining ring and adjustable spray handset. Available in chrome finish. Suitable for connection to surface mounted shower controls.

- Easy to use - 5 function handset
- Suitable for high or low pressure plumbing systems
- Heavy duty slide bar
- RAC accessory available for built-in shower controls
- Connections: The shower hose terminates with a ½" BSP female thread

DIMENSIONS (mm)



RADA LR HEAD



PRODUCT INFORMATION

PRODUCT CODE

Rada LR Head - **2.1640.001**

HP	LP	WRAS
----	----	------

WEB LINK

www.radacontrols.com/lrhead

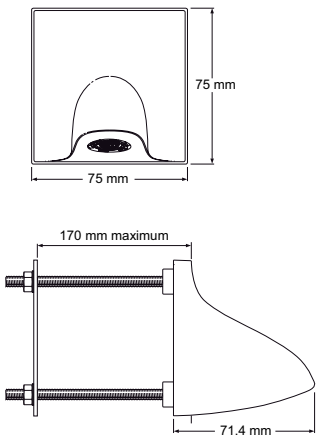
COMPLEMENTARY PRODUCTS	PAGE
Rada LR Operating System	101
Rada Pulse Control Box System	94

PRODUCT DESCRIPTION

DIMENSIONS (mm)

Ligature resistant showerhead/short projection basin spout for connection to concealed pipework. Fitted with an 8 l/min spray cartridge, with a 5.0 l/min flow straightener supplied for basin use.

- For use with the LR Operating System and the Rada Pulse Control Box System
- Ideal for prisons and secure psychiatric facilities
- Designed to be recessed or built within the wall surface to prevent ligature points
- Vandal resistant, ligature resistant, suitable for showering or as a short projection basin spout
- Fitted with an 8 l/min spray cartridge providing consistent, efficient shower performance
- 5 l/min flow straightener supplied for basin use
- ½" BSP connection





RADA VR2-RS



PRODUCT INFORMATION

PRODUCT CODE

Rada VR2-RS - **2.1652.009**

HP

LP

WRAS

WEB LINK

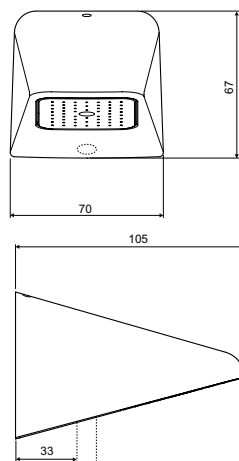
www.radacontrols.com/vr2rs

PRODUCT DESCRIPTION

For connection to concealed pipework, 1/2" BSP connection. With fixed spray plate and 9 l/min flow regulator (6.0 l/min regulator supplied).

- Vandal resistant Showerhead
- Available for concealed applications
- Combines style with high performance
- Ideal for leisure facilities, secure establishments, schools and student accommodation
- Polished chrome plated to a high standard
- Easy to fit and secure installation
- Choice of 9 l/min (fitted) or 6 l/min flow regulator (supplied) for water economy
- Connections: 1/2" BSP

DIMENSIONS (mm)



RADA VR2-ES



PRODUCT INFORMATION

PRODUCT CODE

Rada VR2-ES - **2.1652.011**

HP

LP

WRAS

WEB LINK

www.radacontrols.com/vr2es

COMPLEMENTARY PRODUCTS

PAGE

Rada Riser Pipe

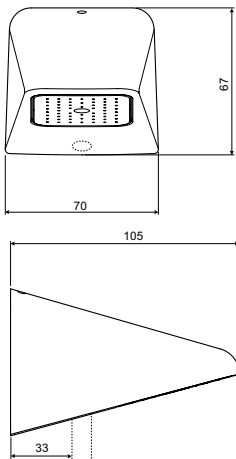
146

PRODUCT DESCRIPTION

For connection to rising surface pipework, 15mm push-fit pipe connection. With fixed spray plate and 9 l/min flow regulator (6.0 l/min regulator supplied).

- Vandal resistant Showerhead
- Available for exposed applications
- Combines style with high performance
- Ideal for leisure facilities, secure establishments, schools and student accommodation
- Polished chrome plated to a high standard
- Easy to fit and secure installation
- Choice of 9 l/min (fitted) or 6 l/min flow regulator (supplied) for water economy
- Connections: inlet ½" BSP

DIMENSIONS (mm)





RADA VR2-CC



PRODUCT INFORMATION

PRODUCT CODE

Rada VR2-CC - **2.1652.010**

HP

LP

WRAS

WEB LINK

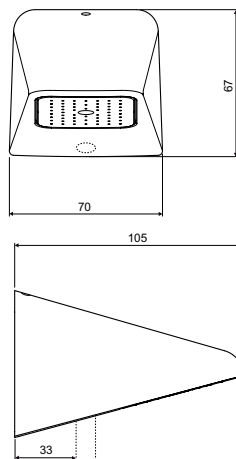
www.radacontrols.com/vr2cc

PRODUCT DESCRIPTION

For connection to concealed pipework, 15 mm compression fitting connection. With fixed spray plate and 9 l/min flow regulator (6.0 l/min regulator supplied).

- Vandal resistant Showerhead
- Available for concealed applications
- Combines style with high performance
- Ideal for leisure facilities, secure establishments, schools and student accommodation
- Polished chrome plated to a high standard
- Easy to fit and secure installation
- Choice of 9 l/min (fitted) or 6 l/min flow regulator (supplied) for water economy
- Connections: 15mm compression

DIMENSIONS (mm)



RADA VR105



PRODUCT INFORMATION

PRODUCT CODE

Rada VR105 - 1.0.098.77.1

HP

LP

WRAS

KIWA

WEB LINK

www.radacontrols.com/vr105

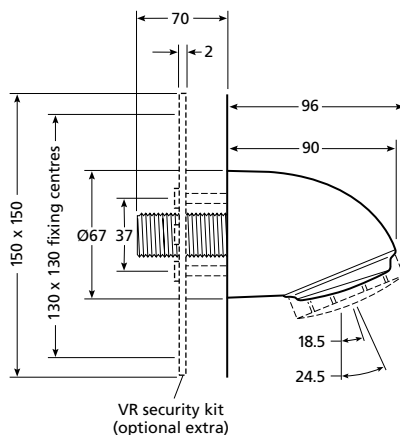
COMPLEMENTARY PRODUCTS	PAGE
Rada VR Security Kit	146
Rada 310R Cartridge	146
Rada 300R Cartridge	146

PRODUCT DESCRIPTION

DIMENSIONS (mm)

Vandal resistant shower fitting for connection to concealed pipework with fixed spray plate and 9 l/min flow regulator.

- Durable polished chrome finish
- Optional security plate for increased vandal resistance
- ½" BSP male nipple connection
- Fitted with single spray pattern plate with adjustable angle of discharge
- Fitted with 9 litres/minute flow regulator (6 litre regulator available)
- Connections: ½" BSP parallel nipple to concealed pipe work





RADA VR115



PRODUCT INFORMATION

PRODUCT CODE

Rada VR115 - **1.0.098.83.1**

HP

LP

WRAS

KIWA

WEB LINK

www.radacontrols.com/vr115

COMPLEMENTARY PRODUCTS

PAGE

Rada VR Security Kit

146

Rada 310R Cartridge

146

Rada 300R Cartridge

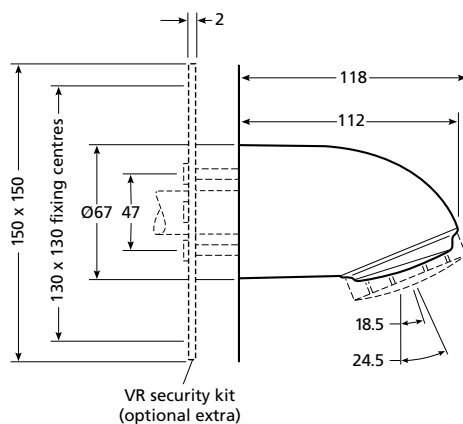
146

PRODUCT DESCRIPTION

Vandal resistant shower fitting for connection to concealed pipework with fixed spray plate and 9 l/min flow regulator.

- Durable polished chrome finish
- Optional security plate for increased vandal resistance
- 15 mm compression connection
- Fitted with single spray pattern plate with adjustable angle of discharge
- Fitted with 9 litres/minute flow regulator (6 litre regulator available)
- Connections: 15mm compression connection to concealed pipe work

DIMENSIONS (mm)



RADA VR125



PRODUCT INFORMATION

PRODUCT CODE

Rada VR125 - **1.0.098.81.1**

HP

LP

WRAS

KIWA

WEB LINK

www.radacontrols.com/vr125

COMPLEMENTARY PRODUCTS

PAGE

Rada Riser Pipe

146

Rada 310R Cartridge

146

Rada 300R Cartridge

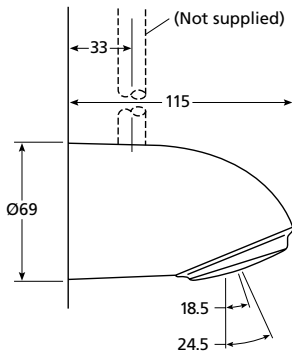
146

PRODUCT DESCRIPTION

Vandal resistant shower fitting for connection to falling pipework with fixed spray plate and 9 l/min flow regulator.

- Durable polished chrome finish
- 15 mm compression connection
- Fitted with single spray pattern plate with adjustable angle of discharge
- Fitted with 9 litres/minute flow regulator (6 litre regulator available)
- Connections: Push-fit socket to accept 15mm pipe work

DIMENSIONS (mm)



RADA VR145



PRODUCT INFORMATION

PRODUCT CODE

Rada VR145 - **1.0.098.79.1**

HP

LP

WRAS

KIWA

WEB LINK

www.radacontrols.com/vr145

COMPLEMENTARY PRODUCTS

PAGE

Rada Riser Pipe

146

Rada 310R Cartridge

146

Rada 300R Cartridge

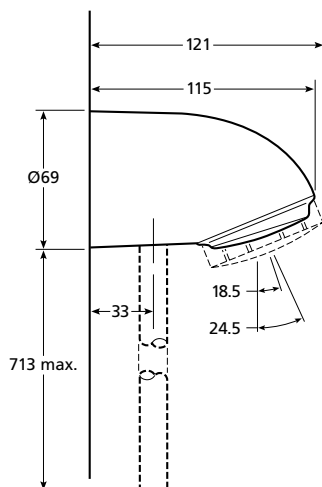
146

PRODUCT DESCRIPTION

DIMENSIONS (mm)

Vandal resistant shower fitting for connection to rising surface pipework with fixed spray plate and 9 l/min flow regulator.

- Durable polished chrome finish
- 15mm rising straight push-fit pipe connection
- Optional 'Rada Riser Pipe' suitable
- Fitted with single spray pattern plate with adjustable angle of discharge
- Fitted with 9 litres/minute flow regulator (6 litre regulator available)
- Connections: Push-fit socket to accept 15mm pipe work



RADA ER-S 310 SHOWER FITTING



PRODUCT INFORMATION

PRODUCT CODE

Rada ER-S 310 Shower Fitting - **1.0.108.45.1**

HP

LP

WEB LINK

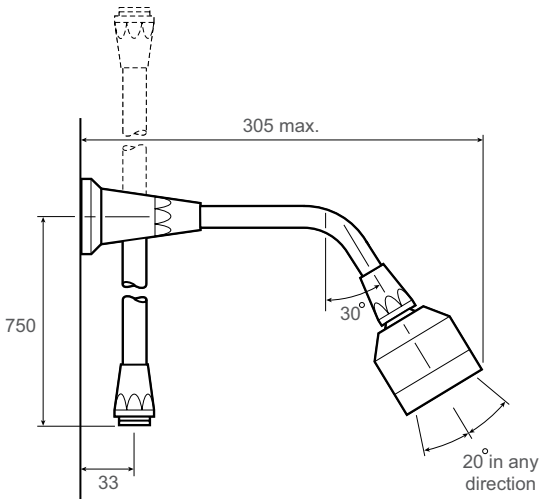
www.radacontrols.com/ers310

PRODUCT DESCRIPTION

Shower fitting assembly with stainless steel shower arm and riser pipe with 1/2" BSP male connection incorporating 310 hard water push clean spray fitting.

- Robust rigid riser/ball swivel Showerhead fitting assembly
- 1/2" BSP connections
- Durable polished chrome finish (Showerhead)
- Hard water Showerhead, self draining and push clean
- Robust, stainless steel shower arm and riser pipe

DIMENSIONS (mm)



RADA SH13 Chrome



PRODUCT INFORMATION

PRODUCT CODE

Rada SH13 Chrome - **1.0.098.08.2**

HP

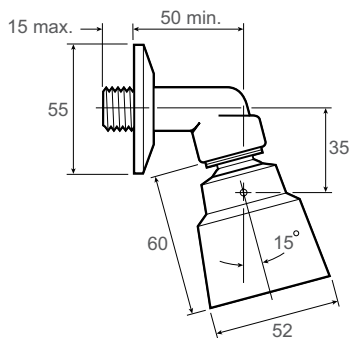
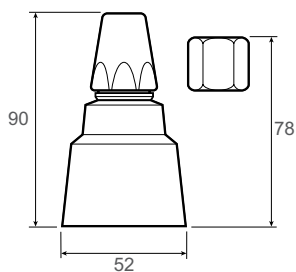
LP

PRODUCT DESCRIPTION

A chrome plated swivel spray head in engineering plastic with 15mm compression connection.

- Chrome ball swivel shower head
- 15mm compression connections
- Chrome connections
- Single spray pattern
- Compatible shower fittings available

DIMENSIONS (mm)



RADA SH13 SPRAY HEAD White



PRODUCT INFORMATION

PRODUCT CODE

Rada SH13 - **1.0.099.60.2**

HP

LP

WEB LINK

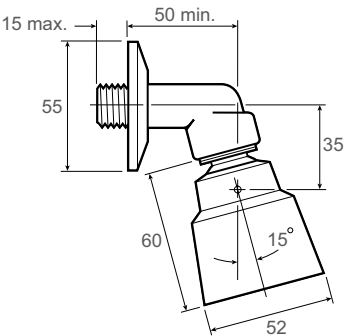
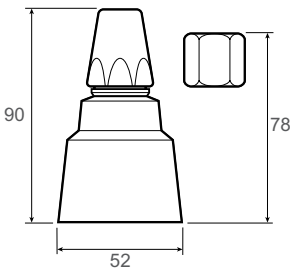
www.radacontrols.com/sh13w

PRODUCT DESCRIPTION

A white swivel spray head in engineering plastic with 15mm compression connection.

- White ball swivel shower head
- 15mm compression connections
- White engineering plastic with chrome connections
- Single spray pattern
- Compatible shower fittings available

DIMENSIONS (mm)





RADA SH15 Chrome



PRODUCT INFORMATION

PRODUCT CODE

Rada SH15 Chrome - **1.0.098.06.3**

HP

LP

WEB LINK

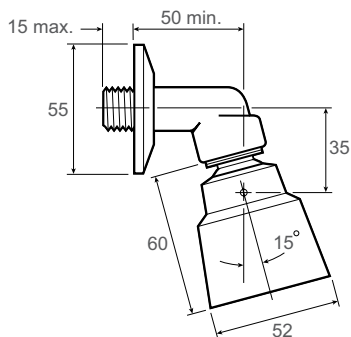
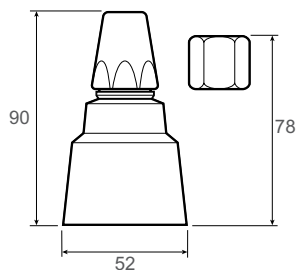
www.radacontrols.com/sh15c

PRODUCT DESCRIPTION

A chrome plated swivel spray head with 1/2" BSP male/female connection.

- White ball swivel shower head
- 1/2" BSP male/female connections
- Chrome connections
- Single spray pattern
- Compatible shower fittings available

DIMENSIONS (mm)



RADA SH15 SPRAY HEAD White



PRODUCT INFORMATION

PRODUCT CODE

Rada SH15 - **1.0.099.61.2**

HP

LP

WEB LINK

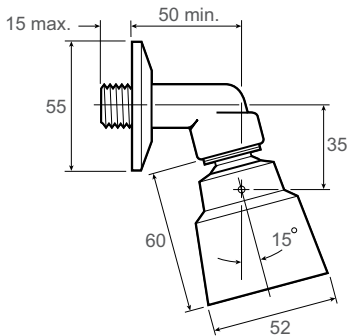
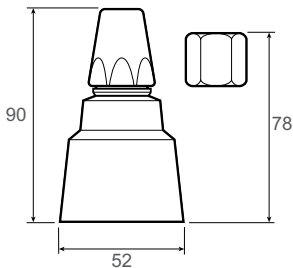
www.radacontrols.com/sh15w

PRODUCT DESCRIPTION

A white swivel spray head in engineering plastic with ½" BSP male/female connection.

- White ball swivel shower head
- ½" BSP male/female connections
- White engineering plastic with chrome connections
- Single spray pattern
- Compatible shower fittings available

DIMENSIONS (mm)



RADA SH16 SPRAY HEAD White



PRODUCT INFORMATION

PRODUCT CODE

Rada SH16 - **1.0.099.62.2**

HP

LP

WEB LINK

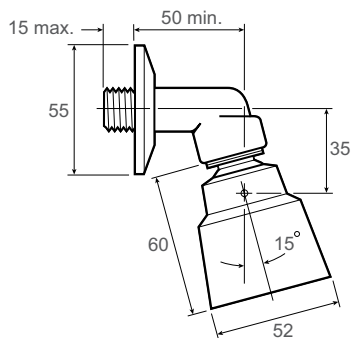
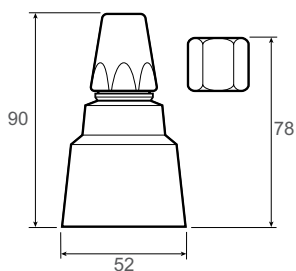
www.radacontrols.com/sh16w

PRODUCT DESCRIPTION

A white non-swivel spray head in engineering plastic with ½" BSP male/female connections.

- Rigid shower head
- ½" BSP male/female connections
- White engineering plastic with chrome connections
- Single spray pattern
- Compatible shower fittings available

DIMENSIONS (mm)



RADA BSR S 300 Chrome



PRODUCT INFORMATION

PRODUCT CODE

Rada bsr-s/300 Shower Fitting - **1.0.108.44.1**

HP LP

WEB LINK

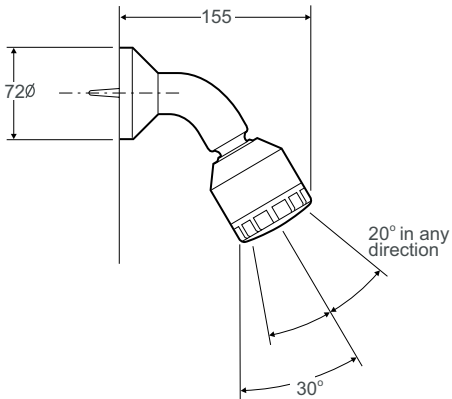
www.radacontrols.com/bsrs300

PRODUCT DESCRIPTION

Rigid shower fitting featuring a swivel shower head and ½" BSP nipple for connection to concealed pipework.


- Durable polished chrome finish
- Copper alloy rigid shower arm
- Chrome plated flexible shower head
- Variable spray pattern
- ½" BSP male nipple for concealed pipework connections
- Connections: ½" BSP parallel nipple for connection to concealed pipe work

DIMENSIONS (mm)





RADA AUTOTHERM-3 EV BATH/SHOWER FITTINGS



PRODUCT INFORMATION

PRODUCT CODE

Rada Autotherm-3 EV - **1.1533.117**

HP

LP

WRAS

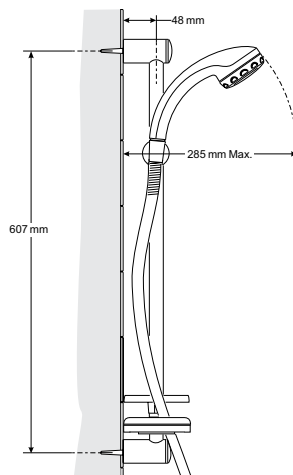
WEB LINK

www.radacontrols.com/autoev

PRODUCT DESCRIPTION

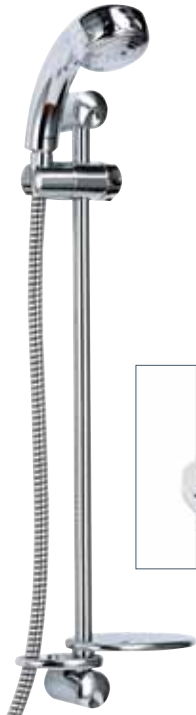
Contemporary design bath/shower kit, supplied with 1.5m hose, 3 mode adjustable chrome handset, slide bar, hose retaining ring and soap dish. Easy to use 'turn and lock' slider mechanism.

- Slide rail kit in easy to clean chrome finish
- Supplied with 3 mode handset
- 1.5m hose, suitable for connection to bath/shower mixer
- Connections: ½" BSP





RADA AUTOTHERM-3 EV CAT5 BATH/SHOWER FITTINGS



PRODUCT INFORMATION

PRODUCT CODE

Rada Autotherm-3 EV CAT 5- **1.1533.118**

HP

LP

WRAS

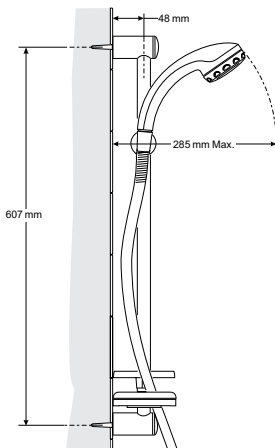
WEB LINK

www.radacontrols.com/autoevcat5

PRODUCT DESCRIPTION

Contemporary design bath/shower kit, featuring patented Category 5 compliant security hose retaining ring. Supplied with 1.5m hose, 3 mode adjustable chrome handset, slide bar and soap dish. Easy to use 'turn and lock' slider mechanism.

- Features patented Category 5 compliant security hose retaining ring
- Slide rail kit in easy to clean chrome finish
- Supplied with 3 mode handset
- 1.5m hose, suitable for connection to bath/shower mixer
- Connections: ½" BSP





RADA BSM BATH/SHOWER FITTINGS



PRODUCT INFORMATION

PRODUCT CODE

Rada BSM Shower fittings - **1.1533.247**

HP

LP

WRAS

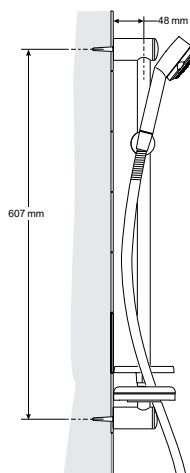
WEB LINK

www.radacontrols.com/bsmbsfit

PRODUCT DESCRIPTION

Bath/shower fittings including 3 mode adjustable chrome handset, slide bar, 1.5m hose and soap dish.

- Slide rail kit in easy to clean chrome finish
- Supplied with 3 mode handset
- 1.5m hose, suitable for connection to bath/shower mixer
- Connections: ½" BSP





B-SAFETY EMERGENCY SHOWERING

No-one ever plans on being exposed to hazardous materials. But you can plan to respond quickly to accidental exposure by having the right emergency equipment on hand. Fast action can save sight and prevent serious injury. It can save lives.

That's why Rada has teamed up with B-Safety, a leading manufacturer of emergency eyewashes and safety showers – bringing you the best choice of products to minimise the effects of accidental chemical exposure. Combined with our own specialist range of commercial taps, showers and washroom systems, you can find everything you need to be safe – all from a manufacturer you can trust.

CONTENTS

136-137	Body Safety Showers
137-138	Freestanding Safety Showers
138-141	Hand-Held Eye Showers
141-142	Eye Safety Showers
143	Safety Shower Combination

BODY SAFETY SHOWER



PRODUCT INFORMATION

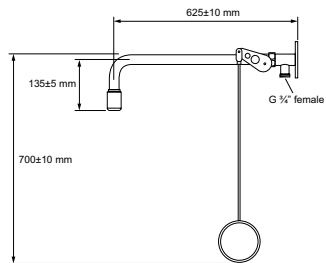
PRODUCT CODE

Body Safety Shower - **78545**

PRODUCT DESCRIPTION

Wall mounted body safety shower with valve with exposed pipework.

- Brass shower arm ¾", chemical resistant powder coated, projection 625 mm
- Stainless steel ball valve ¾", with pull rod
- High-performance shower, corrosion resistant
- Connections: ¾" female



BODY SAFETY SHOWER



PRODUCT INFORMATION

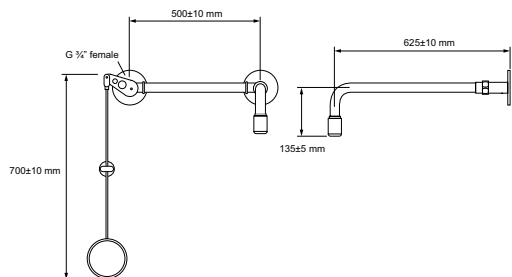
PRODUCT CODE

Body Safety Shower - **78541**

PRODUCT DESCRIPTION

Wall mounted body safety shower with valve, above door installation, and exposed pipework.

- Brass shower arm ¾", chemical resistant powder coated, projection 565 mm
- Brass connecting arm 500 mm
- Stainless steel ball valve ¾", with pull rod, optional left or right positioning
- High-performance shower, corrosion resistant
- Connections: ¾" female



BODY SAFETY SHOWER



PRODUCT INFORMATION

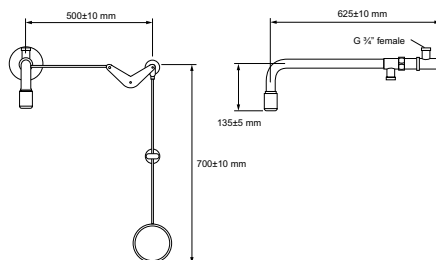
PRODUCT CODE

Body Safety Shower - **78552**

PRODUCT DESCRIPTION

Body safety shower with valve, pull rod diversion, above door installation, and exposed pipework.

- Brass shower arm $\frac{3}{4}$ ", chemical resistant powder coated, projection 625 mm
- Stainless steel ball valve $\frac{3}{4}$ ", with 500 mm pull rod angle diversion, optional left or right positioning
- High-performance shower, corrosion resistant
- Connections: $\frac{3}{4}$ " female



FREESTANDING SAFETY SHOWER



PRODUCT INFORMATION

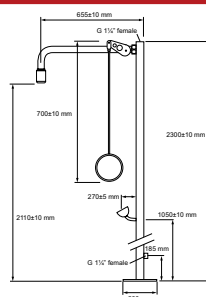
PRODUCT CODE

Freestanding Safety Shower - **78553**

PRODUCT DESCRIPTION

Freestanding body safety shower with eye shower.

- Stainless steel stand pipe $1\frac{1}{4}$ ", chemical resistant green powder coated, with top and bottom water inlet $1\frac{1}{4}$ " female
- $\frac{3}{4}$ " Shower arm total length 655 mm
- $\frac{3}{4}$ " ball valve with 700 mm pull rod
- Total height 2300 mm, projection 655 mm
- Eye shower with two spray heads 45°
- Connections: $1\frac{1}{4}$ " female



FREESTANDING SAFETY SHOWER



PRODUCT INFORMATION

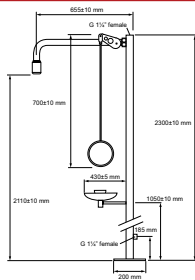
PRODUCT CODE

Freestanding Safety Shower - **78543**

PRODUCT DESCRIPTION

Freestanding body safety shower with eye shower.

- Stainless steel stand pipe 1 ¼", chemical resistant coating, 1¼" top & bottom water inlet
- ¾" Shower arm total length 655 mm
- ¾" ball valve with 700 mm pull rod
- Total height 2300 mm, projection 655 mm
- Eye shower with two spray heads and bowl
- Connections: 1¼" female



HAND-HELD EYE SHOWER



PRODUCT INFORMATION

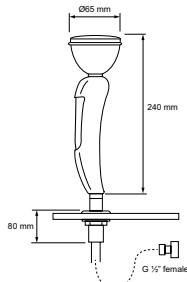
PRODUCT CODE

Hand-Held Eye Shower - **78746**

PRODUCT DESCRIPTION

Hand-held eye shower with one spray head, table mounted.

- High-performance spray head made of brass
- Integrated flow regulation 7 litre / minute
- Integrated backflow preventer
- Stainless steel covered hose, length 1.5 metre
- Connections: ½" female



HAND-HELD EYE SHOWER



PRODUCT INFORMATION

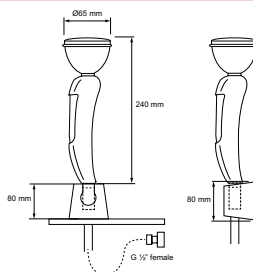
PRODUCT CODE

Hand-Held Eye Shower - **78554**

PRODUCT DESCRIPTION

Hand-held eye shower with one spray head, wall or table mounted.

- High-performance spray head made of brass
- Integrated flow regulation 7 litre / minute
- Integrated backflow preventer
- Stainless steel covered hose, length 1.5 metre
- Wall or table mount bracket
- Connections: ½" female



HAND-HELD EYE SHOWER



PRODUCT INFORMATION

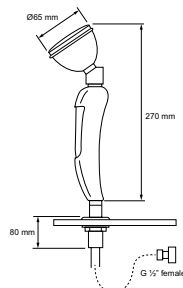
PRODUCT CODE

Hand-Held Eye Shower - **78555**

PRODUCT DESCRIPTION

Hand-held eye shower with one spray head 45°, table mounted.

- High-performance spray head made of brass, 45° angle
- Integrated flow regulation 7 litre / minute
- Integrated backflow preventer
- Stainless steel covered hose, length 1.5 metre
- Connections: ½" female



HAND-HELD EYE SHOWER



PRODUCT INFORMATION

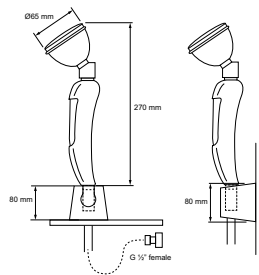
PRODUCT CODE

Hand-Held Eye Shower - **78747**

PRODUCT DESCRIPTION

Hand-held eye shower with one spray head 45°, wall or table mounted.

- High-performance brass spray head, 45° angle
- Integrated flow regulation 7 litre / minute
- Integrated backflow preventer
- Stainless steel covered hose, length 1.5 metre
- Wall or table mount bracket
- Connections: ½" female



HAND-HELD EYE SHOWER



PRODUCT INFORMATION

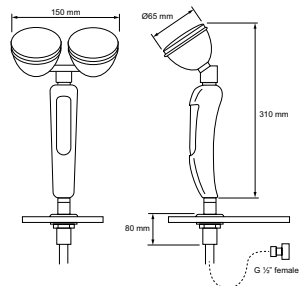
PRODUCT CODE

Hand-Held Eye Shower - **78745**

PRODUCT DESCRIPTION

Hand-held eye shower with two spray heads 45°, table mounted.

- High-performance spray heads made of brass
- Integrated flow regulation 14 litre / minute
- Integrated backflow preventer
- Stainless steel covered hose, length 1.5 metre
- Connections: ½" female



HAND-HELD EYE SHOWER



PRODUCT INFORMATION

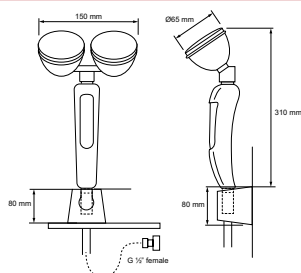
PRODUCT CODE

Hand-Held Eye Shower - **78748**

PRODUCT DESCRIPTION

Hand-held eye shower with two spray heads 45°, table or wall mounted.

- High-performance spray heads made of brass
- Integrated flow regulation 14 litre / minute
- Integrated backflow preventer
- Stainless steel covered hose, length 1.5 metre
- Wall or table mount bracket
- Connections: ½" female



SAFETY EYE SHOWER



PRODUCT INFORMATION

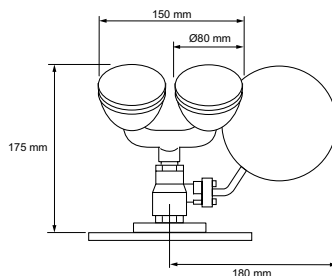
PRODUCT CODE

Safety Eye Shower - **78546**

PRODUCT DESCRIPTION

Eye shower with two spray heads 45°, table mounted.

- High-performance spray heads made of brass, 45° angle
- Large signal "PUSH", luminescent
- Integrated flow regulation 14 litre / minute
- Integrated backflow preventer
- Connections: ½" male



SAFETY EYE SHOWER



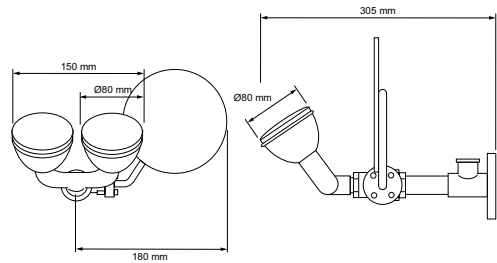
PRODUCT INFORMATION

PRODUCT CODE

Safety Eye Shower - **78550**

PRODUCT DESCRIPTION

- Eye shower with two spray heads 45°, wall mounted, with exposed pipework.
- High-performance spray heads made of brass, 45° angle
 - Large signal "PUSH", luminescent
 - Integrated flow regulation 14 litre / minute
 - Integrated backflow preventer
 - Connections: ½" male



SAFETY EYE SHOWER



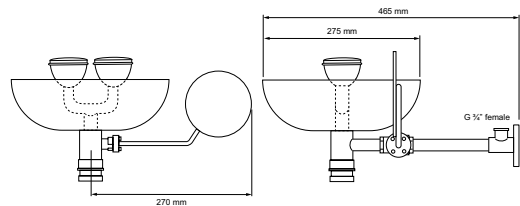
PRODUCT INFORMATION

PRODUCT CODE

Safety Eye Shower - **78551**

PRODUCT DESCRIPTION

- Eye shower with two spray heads and stainless steel bowl, wall mounted, with exposed pipework.
- High-performance spray heads made of brass
 - Large signal "PUSH", luminescent
 - Integrated flow regulation 16 litre / minute
 - Stainless steel bowl 275mm, water outlet 1¼" male
 - Connections: ¾" female



SAFETY SHOWER COMBINATION



PRODUCT INFORMATION

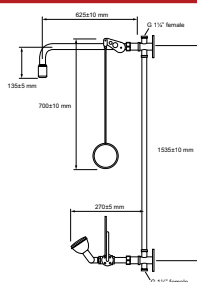
PRODUCT CODE


Safety Shower Combination - **78542**

PRODUCT DESCRIPTION

Body safety shower with eye shower, wall mounted, exposed pipework.

- ¾" brass shower arm, 625mm projection
- 700mm steel pull rod
- Shower with integrated flow regulation 50 l/min
- Eye shower with two 45° sprayheads 14 l/min
- Large signal "PUSH", luminescent
- Connections: Top and bottom ¾" female





RADA ACCESSORIES

Here you will find details of Rada's comprehensive range of accessory products.



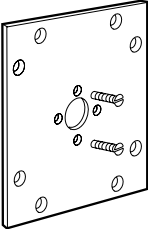
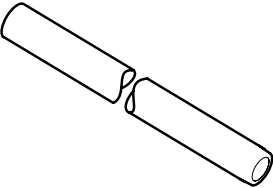

These include security kits which prevent showerheads being removed from the wall, replacement cartridges for Rada's vandal-resistant showerheads, individual solenoid valves, plus the full range of non-touch sensors which complement the Pulse electronic washroom system. Together these accessory products enable the Rada customer to ensure that their washroom solutions operate at maximum efficiency at all times.

CONTENTS

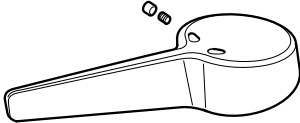
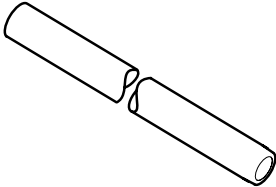
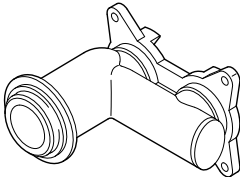

146	Rada 300R Cartridge
	Rada 310R Cartridge
	Rada VR Security Kit
	Rada Riser Pipe
	Rada RAC Accessory
147	Long Lever Upgrade Kit
	Rada V10 Rigid Riser Accessory
	Rada Outlook Outlet By-Pass Adaptor
	Rada Outlook RS485 Socket
148	SV1015 12v Universal (BETA)
	SV1015 12v Universal (MULLER)
	SV 2022 ¾" 12v
	SV 2028 1" 12v
	SV 3022 ¾" 12v

149	Rada Pulse 120 Sensor
	Rada Pulse 129 Sensor
	Rada Pulse 124 Sensor
	Rada Pulse 122 Sensor
	Rada Pulse 125 Sensor
	Rada Pulse 126 Sensor
150	Rada Meynell 15mm Isolating Strainer Units
	Rada Meynell 22mm Isolating Strainer Units
	Rada Meynell 15mm Isolating Strainer Units with Check Valves
	Rada Offset Connector Accessory Pack
	3.0m Cable Accessory Kit
151	Rada LR Sensor
	Rada AD10 Connector
	AD35 ½" x 250mm Nipple
	Rada SP Bidet Spout

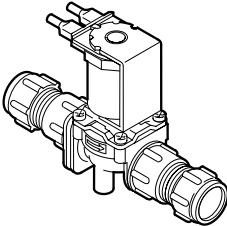
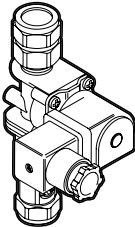
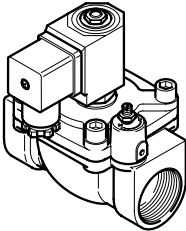
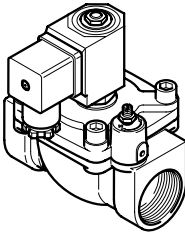
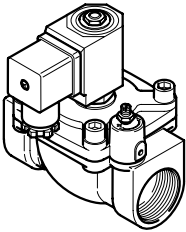
ACCESSORIES

	<p>PRODUCT INFORMATION</p> <p>RADA 300R CARTRIDGE Chrome</p> <p>Adjustable spray cartridge for use with Rada VR Shower head range. Offering a choice of spray patterns - start, active, relax.</p>	<p>PRODUCT CODE</p>
		<p>Rada 300R - 1.0.098.87.1</p> <div><div>HP</div><div>LP</div><div>WRAS</div></div>
	<p>RADA 310R CARTRIDGE Chrome</p> <p>Push clean spray cartridge for use with Rada VR shower head range. Particularly suitable for use in hard water areas.</p>	<p>PRODUCT CODE</p>
		<p>Rada 310R - 1.0.098.88.1</p> <div><div>HP</div><div>LP</div><div>WRAS</div></div>
	<p>RADA VR SECURITY KIT Chrome</p> <p>Concealed mounting plate for use with Rada VR105 for higher level of vandal resistance.</p>	<p>PRODUCT CODE</p>
		<p>Rada VR Security Kit - 5.936.94.1.0</p> <div><div>HP</div><div>LP</div><div>WRAS</div></div>
	<p>RADA RISER PIPE</p> <p>For use in conjunction with Rada VR125/VR145</p>	<p>PRODUCT CODE</p>
		<p>Rada Riser Pipe - 5.936.03.1.0</p> <div><div>HP</div><div>LP</div><div>WRAS</div></div>
	<p>RADA RAC ACCESSORY</p> <p>Comprising right angled connector elbow. Converts Rada EV Shower Fittings into BIV (built-in).</p>	<p>PRODUCT CODE</p>
		<p>Rada RAC Accessory - 1.1642.014</p>


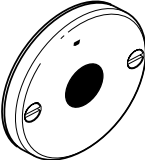
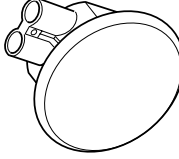
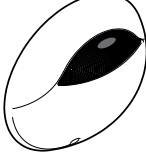

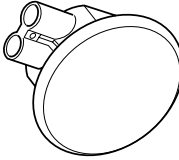
ACCESSORIES

PRODUCT INFORMATION		
	RADA THERMOTAP-3 LONG LEVER UPGRADE KIT Conversion kit to turn old style Thermotap bodies into 150mm long lever versions.	PRODUCT CODE
		Rada Long Lever Upgrade Kit Thermotap - 1.1555.019
	RADA V10 RIGID RISER ACCESSORY Designed to connect the Rada V10 Exposed Shower valve to either the Rada VR145 or RadaVR-ES Showerheads.	PRODUCT CODE
		Rada V10 Rigid Riser Accessory 1.1651.020
	RADA OUTLOOK OUTLET BY-PASS ADAPTOR To channel an unused outlet to an open outlet. Useful when there are less than six outlets utilised. Eliminates water 'dead spots' where bacteria can spread.	PRODUCT CODE
		Rada Outlook By-pass Adaptor 1.1621.115
	RADA OUTLOOK RS485 SOCKET RS485 cable to connect the RS485 Converter to a Sensor Box within a network. The network is then accessible via laptop/PC at that point.	PRODUCT CODE
		Rada Outlook RS485 Socket 1.1621.116

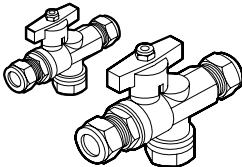
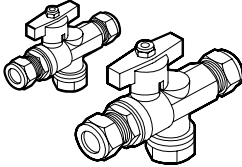
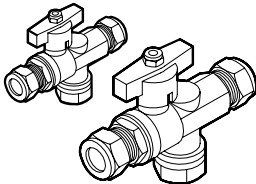
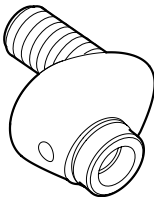
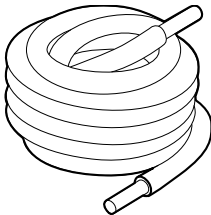
ACCESSORIES

PRODUCT INFORMATION		
	RADA SV1015 12V (BETA) ½" solenoid valve with 15mm compression connections and ball valve (12V).	PRODUCT CODE
		Rada SV1015 12v (BETA) 1.1495.002 <div>HPLPWRAS</div>
	RADA SV1015 12V (MULLER) ½" solenoid valve with 15mm compression connections and ball valve.	PRODUCT CODE
		Rada SV1015 12v (MULLER) 1.1495.062 <div>HPLPWRAS</div>
	RADA SV2022 12V ¾" solenoid valve made from brass with ¾" BSP female connections.	PRODUCT CODE
		Rada SV2022 12v - 2.1.094.45.1 <div>HPLPWRAS</div>
	RADA SV2028 12V 1" solenoid valve made from brass with 1" BSP female connections.	PRODUCT CODE
		Rada SV2028 12v - 2.1.094.46.1 <div>HPLPWRAS</div>
	RADA SV3022 12V ¾" solenoid valve made from brass with ¾" BSP female connections.	PRODUCT CODE
		Rada SV3022 12v - 2.1.094.47.1 <div>HPLPWRAS</div>

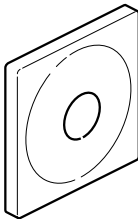
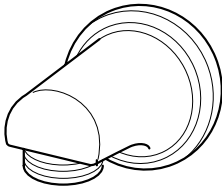

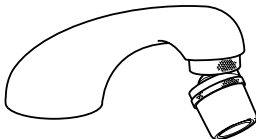
ACCESSORIES

PRODUCT INFORMATION		
	RADA PULSE 120 - SHOWERING AND HAND WASHING Chrome Surface mounted infra-red sensor no-touch operation.	PRODUCT CODE
		Rada Pulse 120 sensor - 2.1.093.87.1
	RADA PULSE 129 (900EKA) -SHOWERING AND HAND WASHING Chrome Surface mounted infra-red sensor no-touch operation.	PRODUCT CODE
		Rada Pulse 129 (900EKA) Showering and Hand Washing - 2.1.094.55.1
	RADA PULSE 124 - SINGLE WASH BASIN Chrome Ceiling mounted no-touch passive infra-red sensor.	PRODUCT CODE
		Rada Pulse 124 Single Washbasin 2.1.093.89.2
	RADA PULSE 122 - SINGLE URINAL Chrome Surface mounted infra-red sensor no-touch operation.	PRODUCT CODE
		Rada Pulse 122 Single Urinal 2.1.093.88.1
	RADA PULSE 125 - SINGLE URINAL White Ceiling mounted no-touch passive infra-red sensor.	PRODUCT CODE
		Rada Pulse 125 Single Urinal 2.1.093.90.2
	RADA PULSE 126 - GROUP URINAL White Ceiling mounted no-touch passive infra-red sensor.	PRODUCT CODE
		Rada Pulse 126 GROUP Urinal 2.1.093.91.2

ACCESSORIES

	PRODUCT INFORMATION	
	RADA MEYNELL 15MM ISOLATING STRAINER UNITS Nickel Plate 15mm isolating strainer units supplied in pairs with blue and red lever controls.	PRODUCT CODE Rada Meynell 15mm Isolating Strainer Units - SPVE0018J
	PRODUCT INFORMATION	
	RADA MEYNELL 22MM ISOLATING STRAINER UNITS Nickel Plate 22mm isolating strainer units supplied in pairs with blue and red lever controls.	PRODUCT CODE Rada Meynell 22mm Isolating Strainer Units - SPVE0017J
	PRODUCT INFORMATION	
	RADA MEYNELL 15MM ISOLATING STRAINER UNITS WITH CHECK VALVES Nickel Plate 15mm isolating strainer units with check valves supplied in pairs with blue and red lever controls.	PRODUCT CODE Rada Meynell 15mm Isolating Strainer Units With Check Valves SPVE0016J
	PRODUCT INFORMATION	
	RADA OFFSET CONNECTOR ACCESSORY PACK Offset inlet connectors (x 2) with 50mm connection nipple, brass backing nut and integral isolating ball valve.	PRODUCT CODE Rada Offset Connector Accessory Pack - 1.1562.076
	PRODUCT INFORMATION	
	3.0M CABLE ACCESSORY KIT Length of cable to be used with Rada Pulse sensor, supplied coiled with 2 pcs. cable connectors..	PRODUCT CODE Rada 3.0m Cable Accessory Kit 1.1495.117

ACCESSORIES

PRODUCT INFORMATION		
	RADA LR SENSOR Chrome Ligature resistant active infra-red sensor.	PRODUCT CODE
		Rada LR Sensor - 1.1640.003
	RADA AD10 CONNECTOR Chrome Chrome plated brass 90° adaptor for connection to flexible hose or DV1015 to concealed pipe work..	PRODUCT CODE
		Rada AD10 Connector 1.0.095.06.1
	RADA AD35 NIPPLE 250mm x 1/2" BSP extended connection nipple	PRODUCT CODE
		Rada AD35 Nipple - 1.555.74.2.0
	RADA SP BIDET SPOUT Deck mounted bidet spout for 'over-the-rim' delivery	PRODUCT CODE
		Rada SP Bidet Spout - 1.1503.736

WE KNOW YOU CARE

You've always put user safety at the heart of your business. Now you can support those standards beyond products with the UK's largest manufacturer-led Service Team.

Everything this team offers is designed to reduce risk and increase the safety of all your users. So whether you're in healthcare, leisure or education, you can be sure you're meeting your duty of care to provide safe water facilities for everyone.

We've innovated, engineered and manufactured all of our products ourselves. So it makes sense that our team is in the best position to service them – keeping your systems compliant and safe for everyone to use. We'll help you choose the best service package to safeguard the quality and performance of your systems, from commissioning through to the operational lifespan of your products. Here's what you can expect:



Full on-site services



Data recording



Safe and correct operation
of your installed products
and valves



Compliance reporting



Safety assurance



Fast response to
breakdown requests



Optional non-contract
maintenance

Telephone:

0844 571 1777

Email:

rada_technical@mirashowers.com

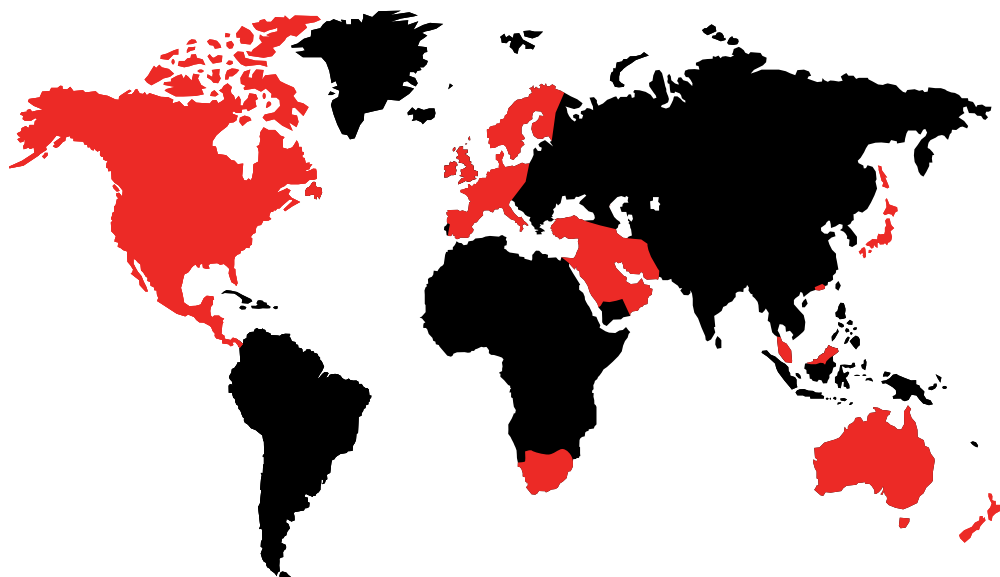
radacustomerservices@mirashowers.com

Web:

www.radacontrols.com



RADA WORLDWIDE



Rada products are also available throughout the world via subsidiaries and international agents in the following countries:

Australia	Denmark	Italy	Poland	South Africa
Austria	Eire	Japan	Qatar	Spain
Bahrain	France	Kuwait	Oman	Sweden
Belgium	Finland	Malaysia	Saudi Arabia	Turkey
Canada	Germany	Netherlands	Seychelles	UK
Cyprus	Hong Kong	New Zealand	Singapore	UAE
Czech Republic	Israel	Norway	Slovakia	USA

If you would like to contact an international agent please find the details on our website:

www.radacontrols.com

www.radacontrols.com



Mixed Sources

Product group from well-managed
forests, controlled sources and
recycled wood or fibre
www.fsc.org Cert no. SA-COC-001934
© 1996 Forest Stewardship Council

Kohler Mira Limited
Cromwell Road
Cheltenham
Gloucestershire
GL52 5EP

T 0844 571 1777

F 0844 472 3076

E rada_technical@mirashowers.com
www.radacontrols.com

Mira, Rada, Kohler and Meynell are registered trade marks of Kohler Mira Limited. The company reserves the right to alter product specification without notice. © May 2016 Kohler Mira Ltd. All rights reserved. No parts of this document, or any accompanying document, may be reproduced or transmitted in any form or by any means, including photocopying or electronically, without the permission of Kohler Mira Limited.